


fumagalli[®]
s i n c e 1 9 7 3

MADE IN
ITALY



TOP SELECTION GARDEN 2022 - CLASSIC RANGE



MADE IN ITALY



BISSO/ANNA
for details see pag. 9



E22.131

NEW

E27 CCT LED

- **A60 CCT settable** LED lamp: 2700K/4000K/6500K
- **Eye comfort** opal glass
- **Suitable for outdoor use:** 100-240V to protect the driver both from voltage droop and voltage overshoot
- **High efficiency:** > 85% energy saving.
- **Certified performances:** TUV-CB certified, in compliance with the new ERP regulation.

8,5W
920 lm
2700K/4000K/ 6500K
100-240V
11W
1200 lm
2700K/4000K/ 6500K
100-240V



(more details at page 65)

E27 FILAMENT LED

- Perfect **matching with classic lanterns:** same look and feeling of an incandescent bulb.
- **Suitable for outdoor use:** 100-240V built-in driver fully protected against heat and humidity by silicone paste.
- **High efficiency:** 90% energy saving.
- **Omnidirectional light:** 360° light output .
- **Certified performances:** TUV-CB certified, in compliance with the new ERP regulation.

6,5W
800 lm
2700K
100-240V



SAPPHIRE
LED SUPPORT
EPISTAR CHIP
90% HYDROGEN GAS



LVD EMC ERP

(more details at page 64)

SILICONE PROTECTION

DRIVER

INDOOR & OUTDOOR USE

+80°C	90% HUMIDITY
-30°C	

VOLTAGE SURGE RESISTANT



MARY pg.04



ANNA pg.08



SABA pg.12



GLOBE 250 pg.16



IESSE pg.56

GARDEN SMALL



RUT pg.20



SALEM pg.24




GOLIA pg.28



CEFA pg.32



GLOBE 300 pg.36



DARIA pg.57

GARDEN MEDIUM



NOEMI pg.40



SIOE pg.44



TOBIA pg.48



SIMON pg.52

HIGH POWER LED VERSION

GARDEN LARGE



SAURO 1100 pg.59



SAURO 800 pg.59



SAURO 500 pg.60



MIRELLA pg.60

BOLLARDS

MARY RANGE

SMALL SIZE



MADE IN ITALY

		CCT SET	
6,5W 800 lm 2700 K	8,5W 920 lm 2700 K	6500K 4000K 2700K	11W 1200 lm 6500 K
More details at page 64			



Q18.110.F1R



AVAILABLE COLORS			
RESIN BODY		DIFFUSER	
			
BLACK (A)	WHITE (W)	CLEAR (X)	OPAL (Y)

NEW

E27 CCT LED VERSION	
	8,5W 920 lm 100-240V 50/60 Hz 2700K/4000K/6500K CCT SET = 60W INCANDESCENT

E27 FILAMENT LED VERSION	
	6,5W 800 lm 100-240V 50/60 Hz 2700K = 60W INCANDESCENT



BISSO/MARY

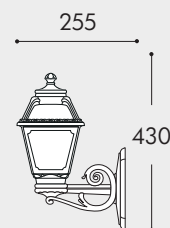
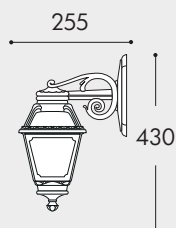
6,5W 2700K FILAMENT	Q18.131.F1R
--------------------------------------	-------------

8,5W CCT SET	Q18.131.V1K NEW
---------------------	------------------------

E27	Q18.131.E27
------------	-------------



NEW



Master box: **18pcs**

AVAILABLE COLORS			
RESIN BODY		DIFFUSER	
BLACK (A)	WHITE (W)	CLEAR (X)	OPAL (Y)

NEW

E27 CCT LED VERSION

8,5W
920 lm
100-240V 50/60 Hz
2700K/4000K/6500K
60W INCANDESCENT

E27 FILAMENT LED VERSION

6,5W
800 lm
100-240V 50/60 Hz
2700K
60W INCANDESCENT

MIKROLOT/MARY	
6,5W FILAMENT 2700K	Q18.110.F1R
8,5W CCT SET	Q18.110.V1K NEW
E27	Q18.110.E27

IP55

NEW

Master box: **18pcs**

SICHEM/MARY	
6,5W FILAMENT 2700K	Q18.120.F1R
8,5W CCT SET	Q18.120.V1K NEW
E27	Q18.120.E27

IP55

NEW

Master box: **18pcs**

MIZAR/MARY (resin)

IP55

LED LAMP INCLUDED

NEW

6,5W FILAMENT 2700K	Q18.151.F1R
8,5W CCT SET	Q18.151.V1K NEW

"METAL POST COVERED BY RESIN"

STEEL
RESIN
EXPANSE

fumaTech
FUMAGALLI POLES TECHNOLOGY

ANTI RUST
LIFETIME GUARANTEE
NO PAINTING REQUIRED

MADE IN ITALY

ANTI CORROSION
UV-RAYS STABILIZED
NO MAINTENANCE
DOUBLE INSULATION
NOT AFFECTED BY CHEMICAL FERTILIZES



GIGI BISSO/MARY 2L

6,5W 2700K Q18.156.S20.F1R
FILAMENT

8,5W CCT SET Q18.156.S20.V1K **NEW**

IP55

LED LAMP INCLUDED

570

2070

2

Ø 245

NEW

GIGI BISSO/MARY 3L

6,5W 2700K Q18.156.S30.F1R
FILAMENT

8,5W CCT SET Q18.156.S30.V1K **NEW**

IP55

LED LAMP INCLUDED

520

2070

3

Ø 245

NEW



ANNA RANGE

SMALL SIZE



MADE IN ITALY

E22.110.V1K

6,5W	8,5W	11W
800 lm	920 lm	1200 lm
2700 K	2700 K	4000 K
	4000 K	6500 K

NEW CCT SET NEW

6500K 4000K 2700K

More details at page 64



UV UNTREATED ANTI-SHOCK RECYCLABLE CE CB IEC60730 SCHEME IP55 CLASS II DOUBLE INSULATION

AVAILABLE COLORS			
RESIN BODY		DIFFUSER	
			
BLACK (A)	WHITE (W)	CLEAR (X)	OPAL (Y)

NEW

E27 CCT LED VERSION

8,5W
920 lm
100-240V
50/60 Hz
2700K/4000K/6500K
CCT SET
60W INCANDESCENT

E27 FILAMENT LED VERSION

6,5W
800 lm
100-240V
50/60 Hz
2700K
60W INCANDESCENT

E27 VERSION

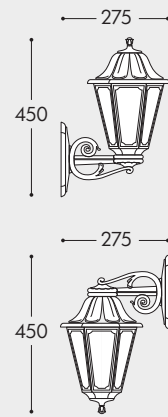
60W INCANDESCENT



BISSO/ANNA



6,5W FILAMENT 2700K	E22.131.F1R
8,5W CCT SET	E22.131.V1K NEW
E27	E22.131.E27



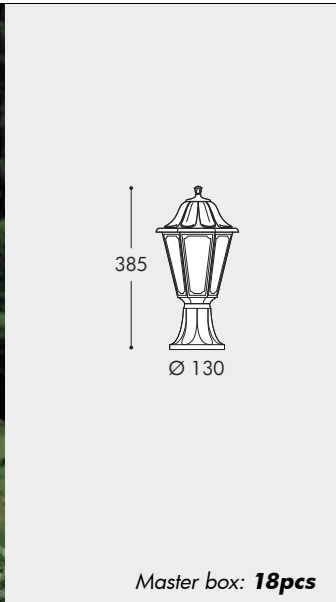
Master box: **18pcs**

MEDIUM LANTERN



MIKROLOT/ANNA

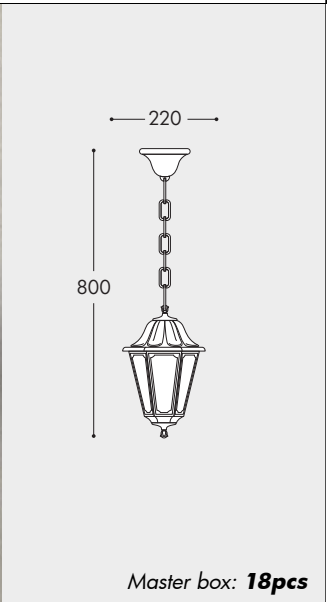
6,5W FILAMENT 2700K	E22.110.F1R
8,5W CCT SET	E22.110.V1K NEW
E27	E22.110.E27



Master box: **18pcs**

SICHEM/ANNA

6,5W FILAMENT 2700K	E22.120.F1R
8,5W CCT SET	E22.120.V1K NEW
E27	E22.120.E27



Master box: **18pcs**

LARGE LANTERN



AVAILABLE COLORS	
RESIN BODY	DIFFUSER
	
BLACK (A)	CLEAR (X)
	
WHITE (W)	OPAL (Y)

NEW E27 CCT LED VERSION



8,5W
920 lm
100-240V 50/60 Hz
2700K/4000K/6500K
60W INCANDESCENT


CCT SET

E27 FILAMENT LED VERSION



6,5W
800 lm
100-240V 50/60 Hz
2700K
60W INCANDESCENT

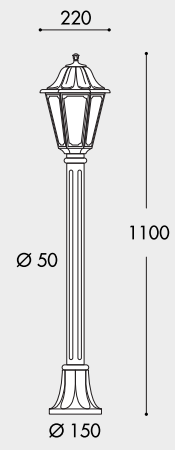
MIZAR/ANNA (resin)



IP55

LED LAMP INCLUDED

6,5W FILAMENT	2700K	E22.151.F1R
8,5W CCT SET		E22.151.V1K NEW



220

1100

Ø 50

Ø 150

ALOE'.R/ANNA (resin)



IP55

LED LAMP INCLUDED

6,5W FILAMENT	2700K	E22.163.F1R
8,5W CCT SET		E22.163.V1K NEW



220

1400

Ø 190

ARTU'/ANNA



IP55

LED LAMP INCLUDED

6,5W FILAMENT	2700K	E22.158.F1R
8,5W CCT SET		E22.158.V1K NEW



220

1820

Ø 245

"METAL POST COVERED BY RESIN"

STEEL
RESIN
EXPANSE

fumaTech
FUMAGALLI POLES TECHNOLOGY

ANTI RUST
LIFETIME GUARANTEE
NO PAINTING REQUIRED
MADE IN ITALY

ANTI CORROSION | UV-RAYS STABILIZED | NO MAINTENANCE | DOUBLE INSULATION | NOT AFFECTED BY CHEMICAL FERTILIZERS



GIGI BISSO/ANNA 2L

6,5W 2700K FILAMENT E22.156.S20.F1R

8,5W CCT SET E22.156.S20.V1K **NEW**

IP55

LED LAMP INCLUDED

610

2090

Ø 245

2

GIGI BISSO/ANNA 3L

6,5W 2700K FILAMENT E22.156.S30.F1R

8,5W CCT SET E22.156.S30.V1K **NEW**

IP55

LED LAMP INCLUDED

560

2090

Ø 245

3



SABA RANGE

SMALL SIZE



MADE IN ITALY



K22.131.F1R

		
6,5W	8,5W	11W
800 lm	920 lm	1200 lm
2700 K	2700 K	4000 K
		6500 K

NEW CCT SET NEW

More details at page 64




AVAILABLE COLORS			
RESIN BODY		DIFFUSER	
			
BLACK (A)	WHITE (W)	CLEAR (X)	OPAL (Y)

NEW E27 CCT LED VERSION


8,5W
920 lm
100-240V
50/60 Hz
2700K/4000K/6500K
CCT SET
= 60W INCANDESCENT

E27 FILAMENT LED VERSION


6,5W
800 lm
100-240V
50/60 Hz
2700K
= 60W INCANDESCENT

E27 VERSION

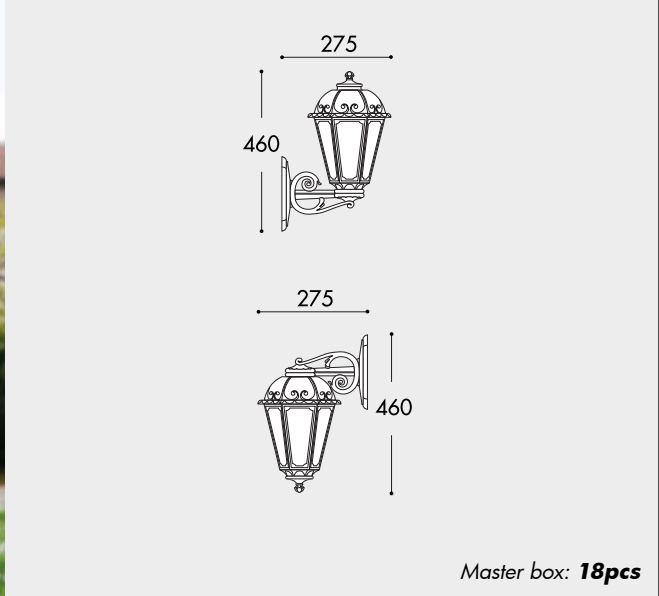

= 60W INCANDESCENT



BISSO/SABA



6,5W 2700K FILAMENT	K22.131.F1R
8,5W CCT SET	K22.131.V1K NEW
E27	K22.131.E27



MEDIUM LANTERN



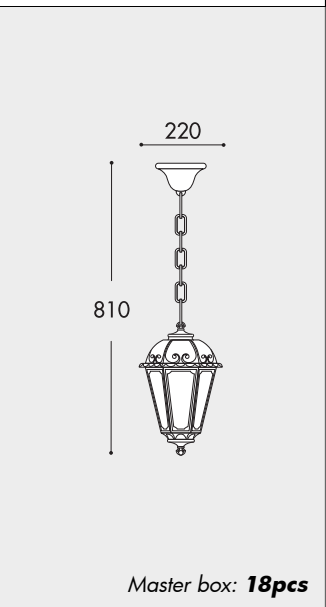
MIKROLOT/SABA

6,5W 2700K FILAMENT	K22.110.F1R
8,5W CCT SET	K22.110.V1K NEW
E27	K22.110.E27



SICHEM/SABA

6,5W 2700K FILAMENT	K22.120.F1R
8,5W CCT SET	K22.120.V1K NEW
E27	K22.120.E27



LARGE LANTERN



AVAILABLE COLORS			
RESIN BODY		DIFFUSER	
			
BLACK (A)	WHITE (W)	CLEAR (X)	OPAL (Y)

NEW

E27 CCT LED VERSION



8,5W
920 lm
100-240V
50/60 Hz
2700K/4000K/6500K
CCT SET
60W INCANDESCENT

E27 FILAMENT LED VERSION

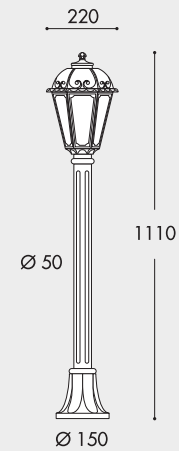


6,5W
800 lm
100-240V
50/60 Hz
2700K
60W INCANDESCENT

MIZAR/SABA (resin)



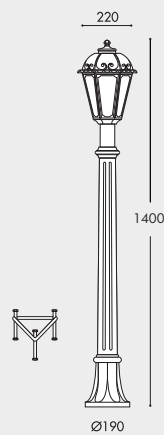
6,5W FILAMENT 2700K	K22.151.F1R
8,5W CCT SET	K22.151.V1K NEW



ALOE'.R/SABA (resin)



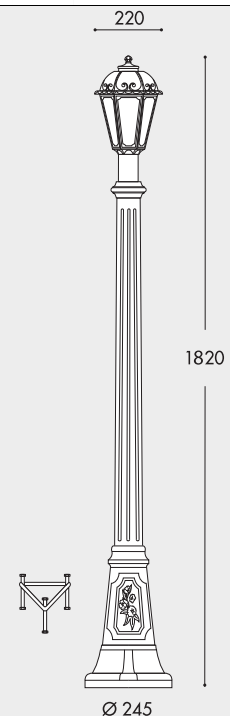
6,5W FILAMENT 2700K	K22.163.F1R
8,5W CCT SET	K22.163.V1K NEW



ARTU'/SABA



6,5W FILAMENT 2700K	K22.158.F1R
8,5W CCT SET	K22.158.V1K NEW



"METAL POST COVERED BY RESIN"

STEEL
RESIN
EXPANSE

fumaTech
FUMAGALLI POLES TECHNOLOGY

ANTI RUST
LIFETIME GUARANTEE
NO PAINTING REQUIRED
MADE IN ITALY

ANTI CORROSION UV-RAYS STABILIZED NO MAINTENANCE DOUBLE INSULATION NOT AFFECTED BY CHEMICAL FERTILIZES



GIGI BISSO/SABA 2L

6,5W FILAMENT	2700K	K22.156.S20.F1R	
8,5W	CCT SET	K22.156.S20.V1K	NEW

IP55

LED LAMP INCLUDED

GIGI BISSO/SABA 3L

6,5W FILAMENT	2700K	K22.156.S30.F1R	
8,5W	CCT SET	K22.156.S30.V1K	NEW

IP55

LED LAMP INCLUDED



GLOBE 250 RANGE

SMALL SIZE



MADE IN ITALY

6,5W	8,5W	11W
800 lm	920 lm	1200 lm
2700 K	2700 K	4000 K 6500 K

More details at page 64



G25.131.F1R



AVAILABLE COLORS				
RESIN BODY		DIFFUSER		
BLACK (A)	WHITE (W)	CLEAR (X)	OPAL (Y)	SMOKED (Z)

NEW

E27 CCT LED VERSION	
	8,5W 920 lm 100-240V 50/60 Hz 2700K/4000K/6500K
CCT SET	= 60W INCANDESCENT

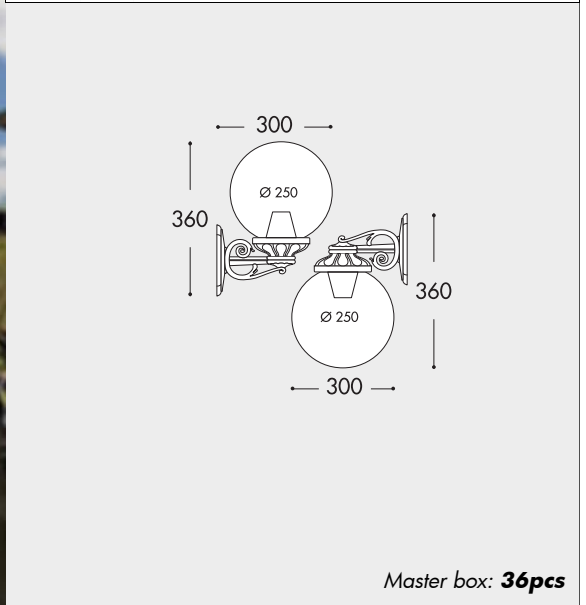
E27 FILAMENT LED VERSION	
	6,5W 800 lm 100-240V 50/60 Hz 2700K
	= 60W INCANDESCENT



BISSO/G250



6,5W 2700K FILAMENT	G25.131.F1R	
8,5W CCT SET	G25.131.V1K	NEW
E27	G25.131.E27	

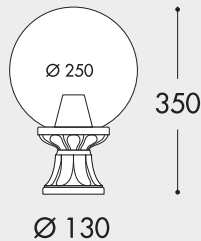


MEDIUM LANTERN



MIKROLOT/G250

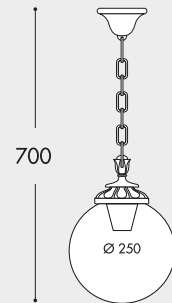
6,5W 2700K FILAMENT	G25.110.F1R	
8,5W CCT SET	G25.110.V1K	NEW
E27	G25.110.E27	



Master box: **36pcs**

SICHEM/G250

6,5W 2700K FILAMENT	G25.120.F1R	
8,5W CCT SET	G25.120.V1K	NEW
E27	G25.120.E27	



Master box: **36pcs**


LARGE LANTERN



GLOBE 250 RANGE SMALL SIZE

AVAILABLE COLORS					E27 CCT LED VERSION		E27 FILAMENT LED VERSION					
RESIN BODY		DIFFUSER			 CCT SET	8,5W 920 lm 100-240V 50/60 Hz 2700K/4000K/6500K =  60W INCANDESCENT	 CCT SET	6,5W 800 lm 100-240V 50/60 Hz 2700K =  60W INCANDESCENT				
BLACK (A)	WHITE (W)	CLEAR (X)	OPAL (Y)	SMOKED (Z)								
												

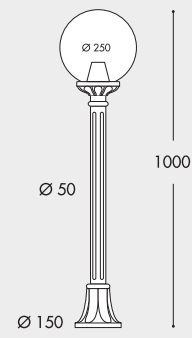
MIZAR/G250 (resin)



IP55

LED LAMP INCLUDED

6,5W FILAMENT	2700K	G25.151.F1R
8,5W CCT SET		G25.151.V1K NEW



box: **2pcs**

ALOE'.R/G250 (resin)



IP55

LED LAMP INCLUDED

6,5W FILAMENT	2700K	G25.163.F1R
8,5W CCT SET		G25.163.V1K NEW



box: **2pcs**

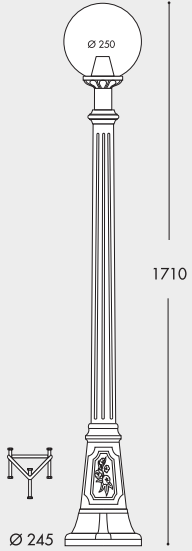
ARTU'/G250



IP55


LED LAMP INCLUDED

6,5W FILAMENT	2700K	G25.158.F1R
8,5W CCT SET		G25.158.V1K NEW



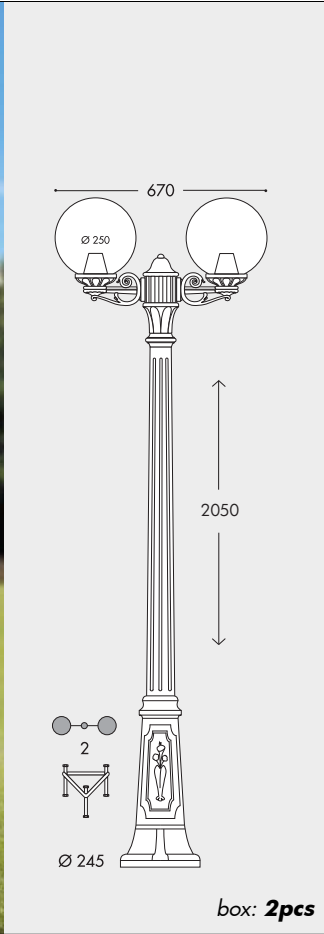

box: **2pcs**

"METAL POST COVERED BY RESIN"



GIGI BISSO/G250 2L

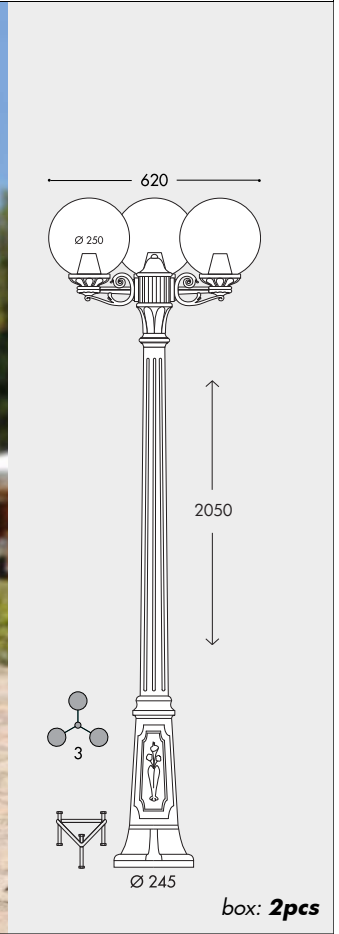
6,5W FILAMENT	2700K	G25.156.S20.F1R	
8,5W	CCT SET	G25.156.S20.V1K	NEW



box: **2pcs**

GIGI BISSO/G250 3L

6,5W FILAMENT	2700K	G25.156.S30.F1R	
8,5W	CCT SET	G25.156.S30.V1K	NEW



box: **2pcs**



RUT RANGE

MEDIUM SIZE



MADE IN ITALY



E26.157.S30.F1R

		
6,5W	8,5W	11W
800 lm	920 lm	1200 lm
2700 K	2700 K	4000 K
		6500 K
		2700 K

NEW CCT SET NEW

More details at page 64




AVAILABLE COLORS			
RESIN BODY		DIFFUSER	
			
BLACK (A)	WHITE (W)	CLEAR (X)	OPAL (Y)

NEW E27 CCT LED VERSION

	<p>11W</p> <p>1200 lm</p> <p>100-240V 50/60 Hz</p> <p>2700K/4000K/6500K</p> <p>CCT SET</p> <p>= 75W INCANDESCENT</p>
---	--


E27 FILAMENT LED VERSION

	<p>6,5W</p> <p>800 lm</p> <p>100-240V 50/60 Hz</p> <p>2700K</p> <p>= 60W INCANDESCENT</p>
--	--

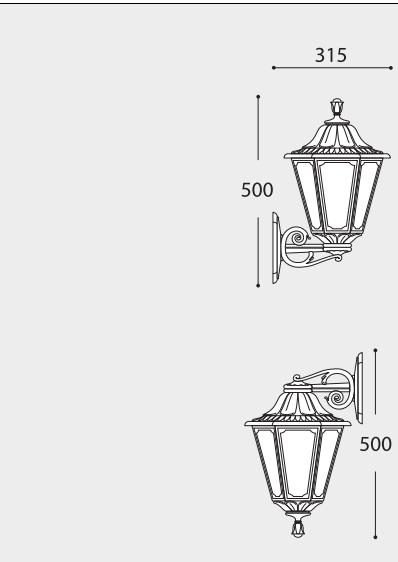


BISSO/RUT

6,5W 2700K FILAMENT	E26.131.F1R	
11W CCT SET	E26.131.T1K	NEW
E27	E26.131.E27	



IP55



315

500

500

Master box: **12pcs**



MINILOT/RUT

6,5W 2700K FILAMENT	E26.111.F1R	
11W CCT SET	E26.111.T1K	NEW
E27	E26.111.E27	

SICHEM/RUT

6,5W 2700K FILAMENT	E26.120.F1R	
11W CCT SET	E26.120.T1K	NEW
E27	E26.120.E27	

IP55




260

530

Ø 150

Master box: **12pcs**

IP55




850

260

Master box: **12pcs**



NEW

AVAILABLE COLORS	
RESIN BODY	DIFFUSER
	
BLACK (A)	OPAL (Y)
	
WHITE (W)	CLEAR (X)

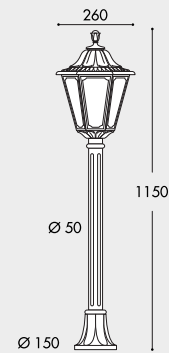
E27 CCT LED VERSION	
8,5W	11W
920 lm	1200 lm
100-240V 50/60 Hz	100-240V 50/60 Hz
2700K/4000K/6500K	2700K/4000K/6500K
60W INCANDESCENT	75W INCANDESCENT

E27 FILAMENT LED VERSION	
6,5W	11W
800 lm	1200 lm
100-240V 50/60 Hz	100-240V 50/60 Hz
2700K	2700K
60W INCANDESCENT	75W INCANDESCENT

MIZAR/RUT (resin)



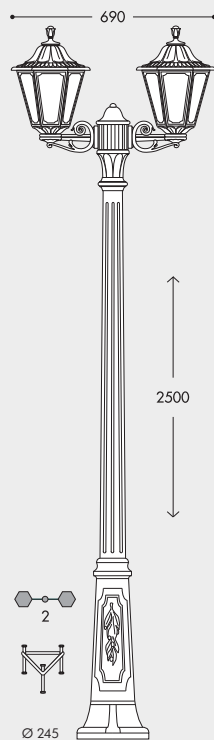
6,5W FILAMENT 2700K	E26.151.F1R	
8,5W CCT SET	E26.151.V1K	NEW
11W CCT SET	E26.151.T1K	NEW



RICU BISSO/RUT 2L



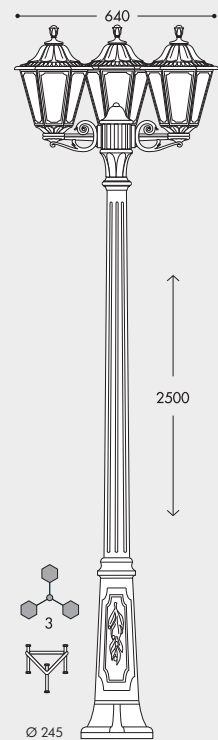
6,5W FILAMENT 2700K	E26.157.S20.F1R
8,5W CCT SET	E26.157.S20.V1K
11W CCT SET	E26.157.S20.T1K



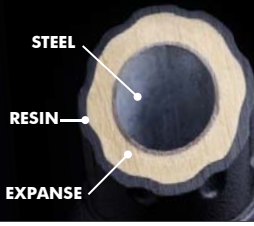
RICU BISSO/RUT 3L



6,5W FILAMENT 2700K	E26.157.S30.F1R
8,5W CCT SET	E26.157.S30.V1K
11W CCT SET	E26.157.S30.T1K



"METAL POST COVERED BY RESIN"



MEDIUM LANTERN



LARGE LANTERN



HALF LANTERN



BOLLARD



ALOE'.R/RUT (resin)

IP55	6,5W FILAMENT	2700K	E26.163.F1R
	8,5W	CCT SET	E26.163.V1K
	11W	CCT SET	E26.163.T1K NEW

ARTU'.R/RUT

IP55	6,5W FILAMENT	2700K	E26.158.F1R
	8,5W	CCT SET	E26.158.V1K
	11W	CCT SET	E26.158.T1K NEW

GIGI/RUT

IP55	6,5W FILAMENT	2700K	E26.156.F1R
	8,5W	CCT SET	E26.156.V1K
	11W	CCT SET	E26.156.T1K NEW

RICU/RUT

IP55	6,5W FILAMENT	2700K	E26.157.F1R
	8,5W	CCT SET	E26.157.V1K
	11W	CCT SET	E26.157.T1K NEW

SALEM RANGE

MEDIUM SIZE



MADE IN ITALY

6,5W 800 lm 2700 K	8,5W 920 lm 2700 K	11W 1200 lm 6500 K
--------------------------	--------------------------	--------------------------

More details at page 64

K26.111.F1R



AVAILABLE COLORS			
RESIN BODY		DIFFUSER	
			
BLACK (A)	WHITE (W)	CLEAR (X)	OPAL (Y)

NEW

E27 CCT LED VERSION

11W
1200 lm
100-240V
50/60 Hz
2700K/4000K/6500K

CCT SET

= **75W** INCANDESCENT

E27 FILAMENT LED VERSION

6,5W
800 lm
100-240V
50/60 Hz
2700K

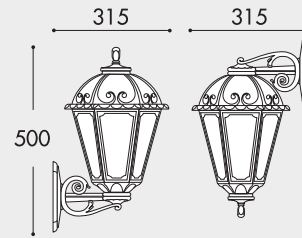
= **60W** INCANDESCENT



BISSO/SALEM



6,5W 2700K FILAMENT	K26.131.F1R
11W CCT SET	K26.131.T1K NEW
E27	K26.131.E27



Master box: **12pcs**



MINILOT/SALEM

6,5W 2700K FILAMENT	K26.111.F1R
11W CCT SET	K26.111.T1K NEW
E27	K26.111.E27



IP55
♦ ▲ ▲



260 530
Ø 150

Master box: **12pcs**

SICHEM/SALEM

6,5W 2700K FILAMENT	K26.120.F1R
11W CCT SET	K26.120.T1K NEW
E27	K26.120.E27



IP55
♦ ▲ ▲



850 260

Master box: **12pcs**




SALEM RANGE

MEDIUM SIZE

NEW

AVAILABLE COLORS	
RESIN BODY	DIFFUSER
	
BLACK (A)	CLEAR (X)
	
WHITE (W)	OPAL (Y)

E27 CCT LED VERSION	
8,5W 920 lm 100-240V 50/60 Hz 2700K/4000K/6500K	
60W INCANDESCENT	CCT SET

E27 FILAMENT LED VERSION	
6,5W 800 lm 100-240V 50/60 Hz 2700K	
60W INCANDESCENT	

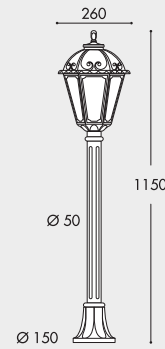
MIZAR/SALEM (resin)



IP55

LED LAMP INCLUDED

6,5W FILAMENT 2700K	K26.151.F1R
8,5W CCT SET	K26.151.V1K
11W CCT SET	K26.151.T1K



RICU BISSO/SALEM 2L

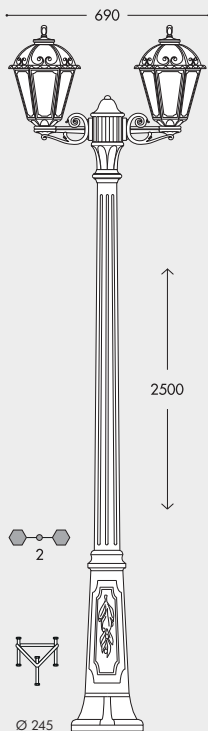


IP55

▲ ▲ ▲

LED LAMP INCLUDED

6,5W FILAMENT 2700K	K26.157.S20.F1R
8,5W CCT SET	K26.157.S20.V1K
11W CCT SET	K26.157.S20.T1K



RICU BISSO/SALEM 3L

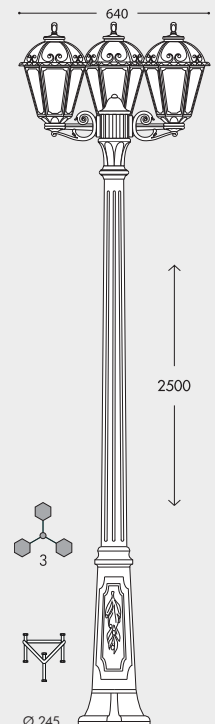


IP55

▲ ▲ ▲

LED LAMP INCLUDED

6,5W FILAMENT 2700K	K26.157.S30.F1R
8,5W CCT SET	K26.157.S30.V1K
11W CCT SET	K26.157.S30.T1K



"METAL POST COVERED BY RESIN"

STEEL
RESIN
EXPANSE

ANTI RUST
LIFETIME GUARANTEE
NO PAINTING REQUIRED
MADE IN ITALY

ANTI CORROSION UV-RAYS STABILIZED NO MAINTENANCE DOUBLE INSULATION NOT AFFECTED BY CHEMICAL FERTILIZERS



ALOE'.R/SALEM (resin)

IP55

6,5W FILAMENT 2700K	K26.163.F1R
8,5W CCT SET	K26.163.V1K NEW
11W CCT SET	K26.163.T1K

260
1500
Ø190

ARTU'/SALEM

IP55

6,5W FILAMENT 2700K	K26.158.F1R
8,5W CCT SET	K26.158.V1K NEW
11W CCT SET	K26.158.T1K

260
1920
Ø245



GIGI/SALEM

IP55

6,5W FILAMENT 2700K	K26.156.F1R
8,5W CCT SET	K26.156.V1K NEW
11W CCT SET	K26.156.T1K

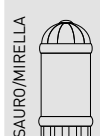
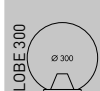
260
2130
Ø245

RICU/SALEM

IP55

6,5W FILAMENT 2700K	K26.157.F1R
8,5W CCT SET	K26.157.V1K NEW
11W CCT SET	K26.157.T1K

260
2450
Ø245



GOLIA RANGE

MEDIUM SIZE



MADE IN ITALY

6,5W	8,5W	11W
800 lm	920 lm	1200 lm
2700 K	2700 K	4000 K
		6500 K
		2700 K

More details at page 64




Q23.131.F1R

AVAILABLE COLORS			
RESIN BODY		DIFFUSER	
			
BLACK (A)	WHITE (W)	CLEAR (X)	OPAL (Y)

NEW

E27 CCT LED VERSION	
	8,5W 920 lm 100-240V 50/60 Hz 2700K/4000K/6500K CCT SET = 60W INCANDESCENT

E27 FILAMENT LED VERSION	
	6,5W 800 lm 100-240V 50/60 Hz 2700K = 60W INCANDESCENT

E27 VERSION	
	



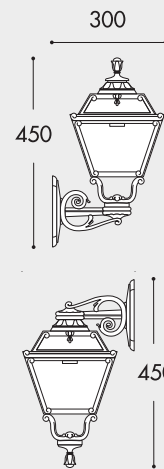
BISSO/GOLIA



IP55



6,5W FILAMENT 2700K	Q23.131.F1R	
8,5W CCT SET	Q23.131.V1K	NEW
E27	Q23.131.E27	



Master box: **12pcs**

MEDIUM LANTERN

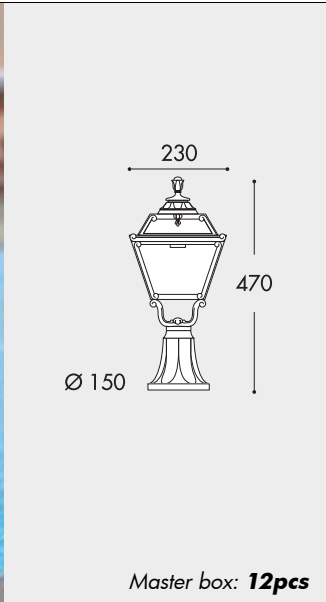


MINILOT/GOLIA

6,5W FILAMENT 2700K	Q23.111.F1R	
8,5W CCT SET	Q23.111.V1K	NEW
E27	Q23.111.E27	



IP55



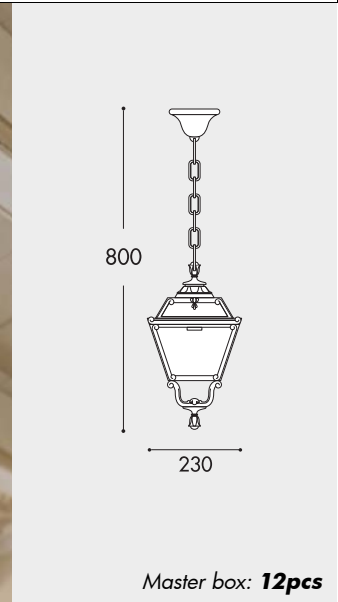
Master box: **12pcs**

SICHEM/GOLIA

6,5W FILAMENT 2700K	Q23.120.F1R	
8,5W CCT SET	Q23.120.V1K	NEW
E27	Q23.120.E27	



IP55



Master box: **12pcs**

LARGE LANTERN



GOLIA RANGE

MEDIUM SIZE

AVAILABLE COLORS			
RESIN BODY		DIFFUSER	
			
BLACK (A)	WHITE (W)	CLEAR (X)	OPAL (Y)


NEW

E27 CCT LED VERSION



8,5W
920 lm
100-240V 50/60 Hz
2700K/4000K/6500K
60W INCANDESCENT

E27 FILAMENT LED VERSION

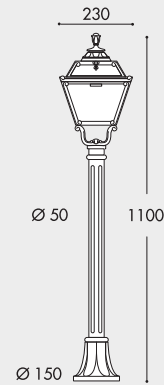


6,5W
800 lm
100-240V 50/60 Hz
2700K
60W INCANDESCENT

MIZAR/GOLIA (resin)



6,5W 2700K FILAMENT	Q23.151.F1R
8,5W CCT SET	Q23.151.V1K NEW



RICU BISSO/GOLIA 2L



IP55

LED LAMP INCLUDED

6,5W 2700K FILAMENT	Q23.157.S20.F1R
8,5W CCT SET	Q23.157.S20.V1K NEW



RICU BISSO/GOLIA 3L




IP55

LED LAMP INCLUDED

6,5W 2700K FILAMENT	Q23.157.S30.F1R
8,5W CCT SET	Q23.157.S30.V1K NEW



"METAL POST COVERED BY RESIN"



ALOE'.R/GOLIA (resin)

IP55

6,5W 2700K Q23.163.F1R
FILAMENT

8,5W CCT SET Q23.163.V1K
NEW

LED LAMP INCLUDED

ARTU'/GOLIA

IP55

6,5W 2700K Q23.158.F1R
FILAMENT

8,5W CCT SET Q23.158.V1K
NEW

LED LAMP INCLUDED

GIGI/GOLIA

IP55

6,5W 2700K Q23.156.F1R
FILAMENT

8,5W CCT SET Q23.156.V1K
NEW

LED LAMP INCLUDED

RICU/GOLIA

IP55

6,5W 2700K Q23.157.F1R
FILAMENT

8,5W CCT SET Q23.157.V1K
NEW

LED LAMP INCLUDED

CEFA RANGE

MEDIUM SIZE



MADE IN ITALY

6,5W 800 lm 2700 K	8,5W 920 lm 2700 K	11W 1200 lm 6500 K
--------------------------	--------------------------	--------------------------

More details at page 64

U23.120.F1R




AVAILABLE COLORS			
RESIN BODY		DIFFUSER	
			
BLACK (A)	WHITE (W)	CLEAR (X)	OPAL (Y)

NEW

E27 CCT LED VERSION

	8,5W
	920 lm
	100-240V
	50/60 Hz
	2700K/4000K/6500K
CCT SET	60W INCANDESCENT

E27 FILAMENT LED VERSION

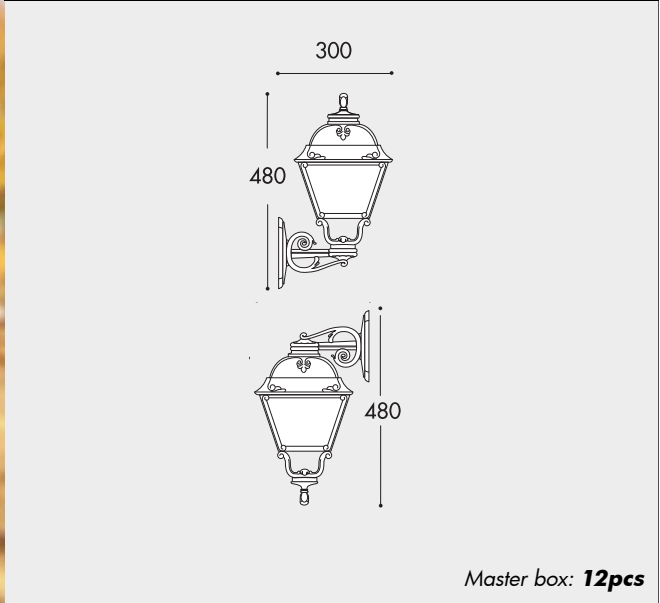
	6,5W
	800 lm
	100-240V
	50/60 Hz
	2700K
	60W INCANDESCENT



BISSO/CEFA



6,5W 2700K FILAMENT	U23.131.F1R
8,5W CCT SET	U23.131.V1K NEW
E27	U23.131.E27



Master box: **12pcs**

MEDIUM LANTERN



LARGE LANTERN




MINILOT/CEFA

6,5W 2700K FILAMENT	U23.111.F1R
8,5W CCT SET	U23.111.V1K NEW
E27	U23.111.E27



SICHEM/CEFA

6,5W 2700K FILAMENT	U23.120.F1R
8,5W CCT SET	U23.120.V1K NEW
E27	U23.120.E27



CEFA RANGE

MEDIUM SIZE

AVAILABLE COLORS			
RESIN BODY		DIFFUSER	
			
BLACK (A)	WHITE (W)	CLEAR (X)	OPAL (Y)


NEW

E27 CCT LED VERSION



8,5W
920 lm
100-240V 50/60 Hz
2700K/4000K/6500K
60W INCANDESCENT

E27 FILAMENT LED VERSION



6,5W
800 lm
100-240V 50/60 Hz
2700K
60W INCANDESCENT

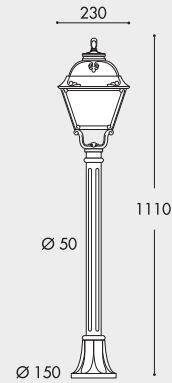
MIZAR/CEFA (resin)



6,5W 2700K U23.151.F1R
FILAMENT

8,5W CCT SET U23.151.V1K

NEW



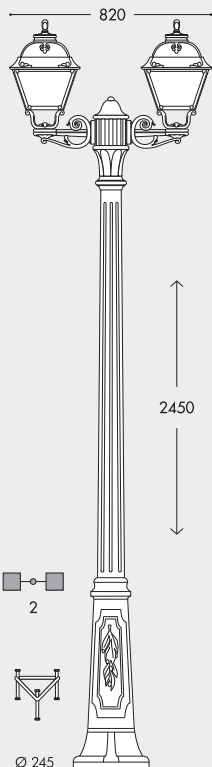
RICU BISSO/CEFA 2L



6,5W 2700K U23.157.S20.F1R
FILAMENT

8,5W CCT SET U23.157.S20.V1K

NEW



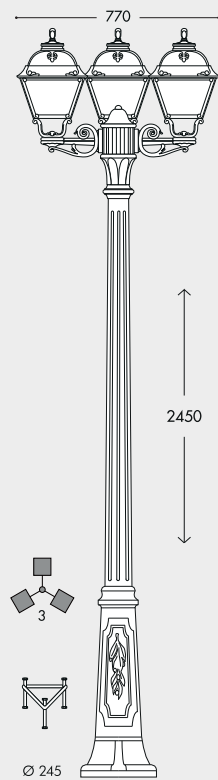
RICU BISSO/CEFA 3L



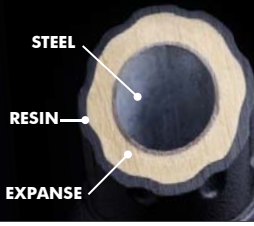
6,5W 2700K U23.157.S30.F1R
FILAMENT

8,5W CCT SET U23.157.S30.V1K

NEW



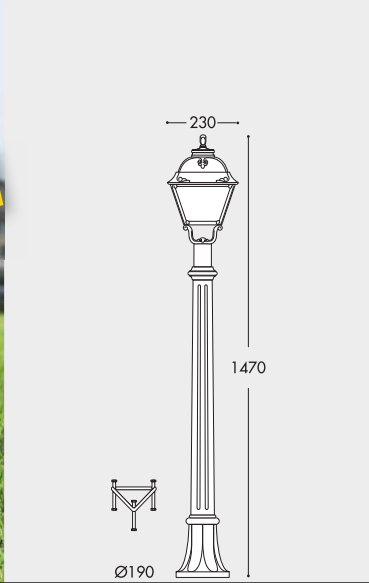
"METAL POST COVERED BY RESIN"



ALOE'.R/CEFA (resin)



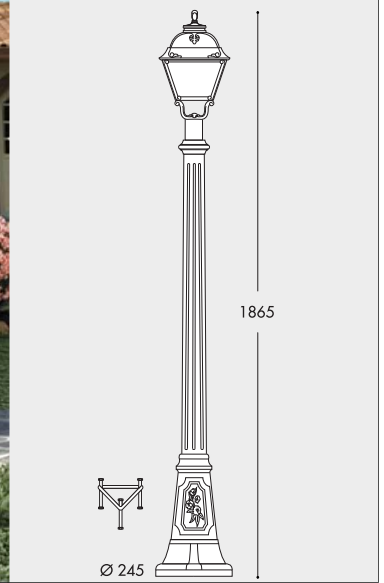
IP55	6,5W 2700K U23.163.F1R FILAMENT
	8,5W CCT SET U23.163.V1K NEW



ARTU'/CEFA



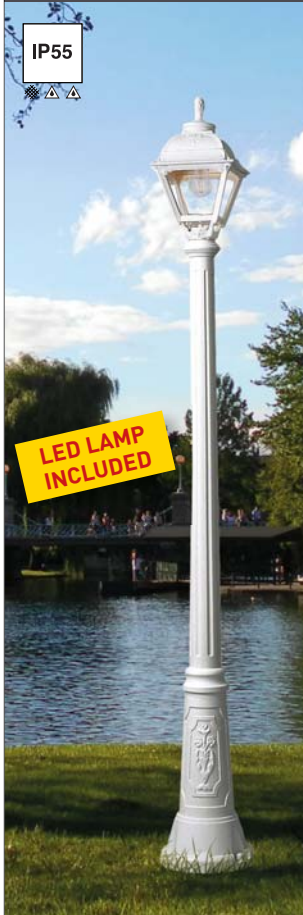
IP55	6,5W 2700K U23.158.F1R FILAMENT
	8,5W CCT SET U23.158.V1K NEW



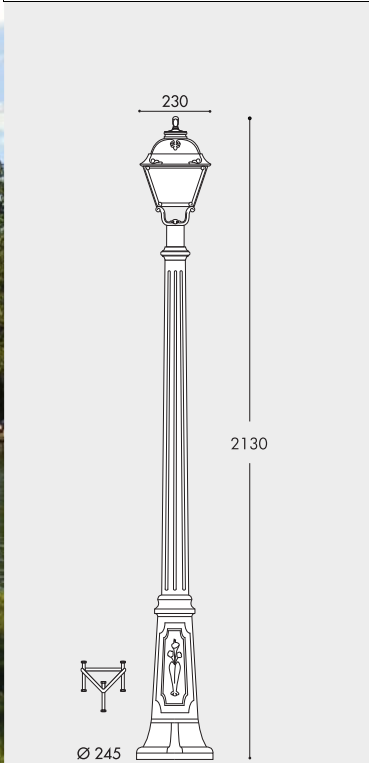
MEDIUM LANTERN



GIGI/CEFA



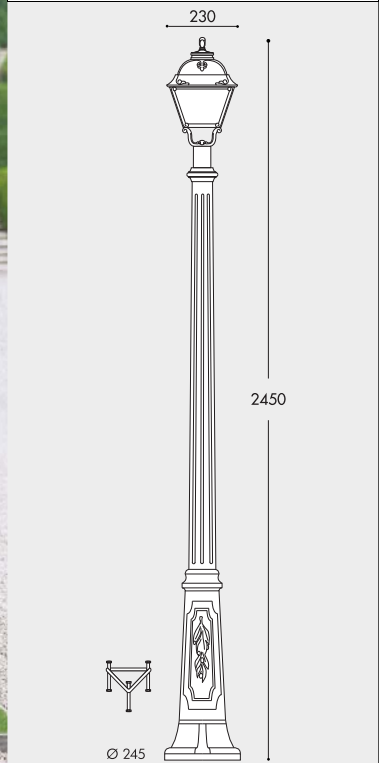
IP55	6,5W 2700K U23.156.F1R FILAMENT
	8,5W CCT SET U23.156.V1K NEW



RICU/CEFA



IP55	6,5W 2700K U23.157.F1R FILAMENT
	8,5W CCT SET U23.157.V1K NEW



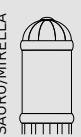
LARGE LANTERN



HALF LANTERN



BOLLARD



GLOBE 300 RANGE

MEDIUM SIZE



6,5W 800 lm 2700 K	8,5W 920 lm 2700 K	11W 1200 lm 6500 K

More details at page 64



G30.111



G30.162



AVAILABLE COLORS				
RESIN BODY		DIFFUSER		
BLACK (A)	WHITE (W)	CLEAR (X)	OPAL (Y)	SMOKED (Z)

NEW

E27 CCT LED VERSION	
	11W 1200 lm 100-240V 50/60 Hz 2700K/4000K/6500K
CCT SET	= 75W INCANDESCENT

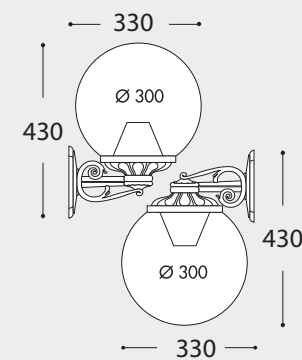
E27 FILAMENT LED VERSION	
	6,5W 800 lm 100-240V 50/60 Hz 2700K
CCT SET	= 60W INCANDESCENT



BISSO/G300



6,5W FILAMENT	G30.131.F1R	
11W CCT SET	G30.131.T1K	NEW
E27	G30.131.E27	



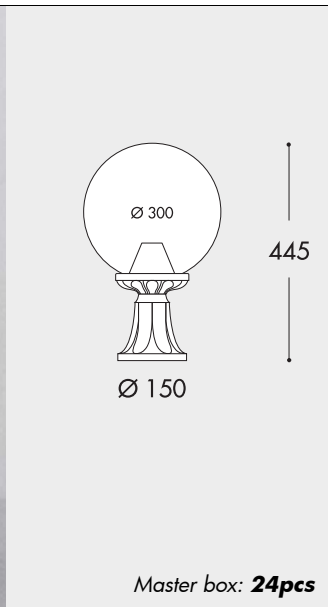
Master box: **24pcs**

MEDIUM LANTERN



MINILOT/G300

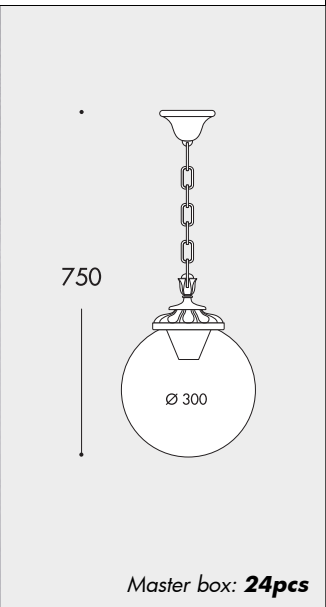
6,5W 2700K FILAMENT	G30.111.F1R	
11W CCT SET	G30.111.T1K	NEW
E27	G30.111.E27	



Master box: **24pcs**

SICHEM/G300

6,5W 2700K FILAMENT	G30.120.F1R	
11W CCT SET	G30.120.T1K	NEW
E27	G30.120.E27	



Master box: **24pcs**

LARGE LANTERN



GLOBE 300 RANGE MEDIUM SIZE


NEW

AVAILABLE COLORS				
RESIN BODY		DIFFUSER		
BLACK (A)	WHITE (W)	CLEAR (X)	OPAL (Y)	SMOKED (Z)

E27 CCT LED VERSION	
8,5W	
920 lm	
100-240V 50/60 Hz	
2700K/4000K/6500K	
60W INCANDESCENT	

E27 FILAMENT LED VERSION	
	6,5WW
	800 lm
	100-240V 50/60 Hz
	2700K
60W INCANDESCENT	

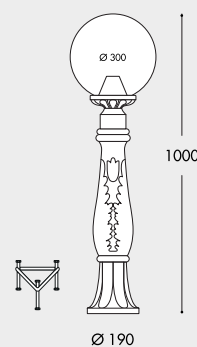
IAFET.R/G300 (resin)



IP55

LED LAMP INCLUDED

6,5W 2700K FILAMENT	G30.162.F1R	
8,5W CCT SET	G30.162.V1K	NEW
11W CCT SET	G30.162.T1K	NEW



box: **2pcs**

RICU BISSO/G300 2L

IP55

6,5W 2700K FILAMENT	G30.157.S20.F1R
8,5W CCT SET	G30.157.S20.V1K
11W CCT SET	G30.157.S20.T1K

LED LAMP INCLUDED

box: **2pcs**

RICU BISSO/G300 3L

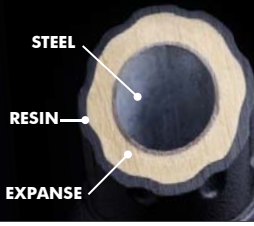
IP55

6,5W 2700K FILAMENT	G30.157.S30.F1R
8,5W CCT SET	G30.157.S30.V1K
11W CCT SET	G30.157.S30.T1K

LED LAMP INCLUDED

box: **2pcs**

"METAL POST COVERED BY RESIN"



ALOE'.R/G300 (resin)

IP55

6,5W 2700K FILAMENT	G30.163.F1R
8,5W CCT SET	G30.163.V1K NEW
11W CCT SET	G30.163.T1K

LED LAMP INCLUDED

box: **2pcs**

ARTU'/G300

IP55

6,5W 2700K FILAMENT	G30.158.F1R
8,5W CCT SET	G30.158.V1K NEW
11W CCT SET	G30.158.T1K

LED LAMP INCLUDED

box: **2pcs**



GIGI/G300

IP55

6,5W 2700K FILAMENT	G30.156.F1R
8,5W CCT SET	G30.156.V1K NEW
11W CCT SET	G30.156.T1K

LED LAMP INCLUDED

box: **2pcs**

RICU/G300

IP55

6,5W 2700K FILAMENT	G30.157.F1R
8,5W CCT SET	G30.157.V1K NEW
11W CCT SET	G30.157.T1K

LED LAMP INCLUDED

box: **2pcs**



NOEMI RANGE

LARGE SIZE



MADE IN ITALY



E35.132.Q1K

E27 HIGH POWER LED

INDOOR & OUTDOOR USE

+80°C
-30°C

90% HUMIDITY



VOLTAGE SURGE RESISTANT

15W (1690 lm)
30W (3620 lm)
50W (6550 lm)

More details at page 66



AVAILABLE COLORS			
RESIN BODY		DIFFUSER	
			
BLACK (A)	WHITE (W)	CLEAR (X)	OPAL (Y)

E27 HIGH POWER LED VERSION NEW	
15W LED 1690 lm	30W LED 3620 lm
100-240V 50/60 Hz	100-240V 50/60 Hz
4000K/3000K	4000K/3000K
=  100W INCANDESCENT	= NOEMI  70W HQI-SON



MEDIUM LANTERN



LARGE LANTERN



HALF LANTERN



BOLLARD



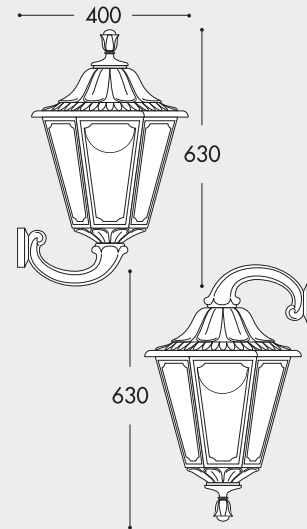
OFIR/NOEMI

IP55

15W LED CCT SET E35.132.R1K

30W LED CCT SET E35.132.Q1K

HIGH POWER LED VERSION




box: 1 pcs

LOT/NOEMI		
15W LED CCT SET	E35.113.R1K	
30W LED CCT SET	E35.113.Q1K	



IP55

HIGH POWER LED VERSION



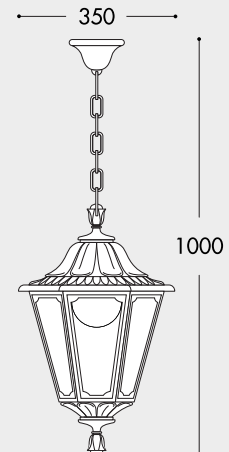
box: 1 pcs

SICHEM/NOEMI		
15W LED CCT SET	E35.121.R1K	
30W LED CCT SET	E35.121.Q1K	



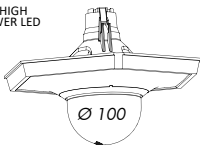


IP55

HIGH POWER LED VERSION



box: 1 pcs

NEW

E27 HIGH POWER LED VERSION					
LAMP	POWER	LUMINOUS FLUX	VOLTAGE RANGE	CCT SETTABLE	COMPARISON
 <p>E27 HIGH POWER LED Ø 100</p>	15W	1690 lm	100-240V 50/60 Hz	4000K/3000K	=  100W INCANDESCENT
	30W	3620 lm	100-240V 50/60 Hz	4000K/3000K	=  NOEMI 70W HQI-SON

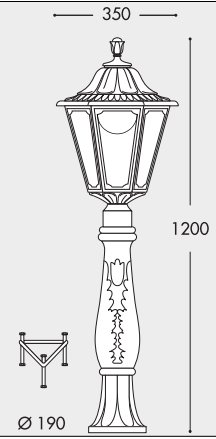


IAFET.R/NOEMI (resin)



IP55

15W LED CCT SET	E35.162.R1K
30W LED CCT SET	E35.162.Q1K



HIGH POWER LED VERSION

box: **2pcs**

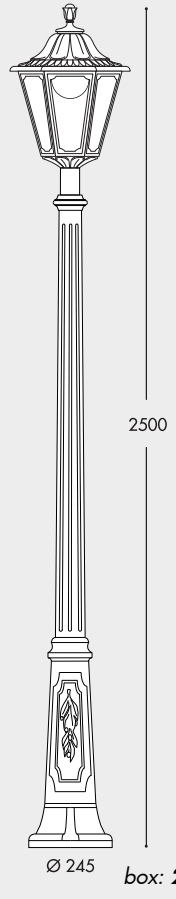
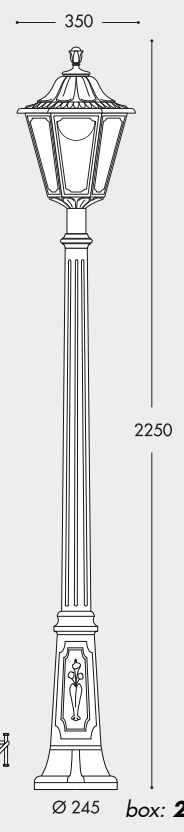
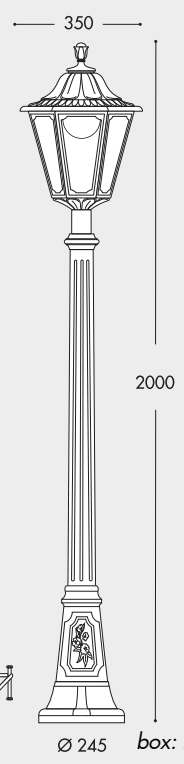


IP55

ARTU'/NOEMI		GIGI/NOEMI		RICU/NOEMI	
15W LED CCT SET	E35.158.R1K	15W LED CCT SET	E35.156.R1K	15W LED CCT SET	E35.157.R1K
30W LED CCT SET	E35.158.Q1K	30W LED CCT SET	E35.156.Q1K	30W LED CCT SET	E35.157.Q1K

HIGH POWER LED VERSION

HIGH POWER LED VERSION




Ø 245 box: **2pcs**

Ø 245 box: **2pcs**

Ø 245 box: **2pcs**

"METAL POST COVERED BY RESIN"




NEBO/NOEMI

30W LED CCT SET E35.201.Q1K



HIGH POWER LED VERSION

350

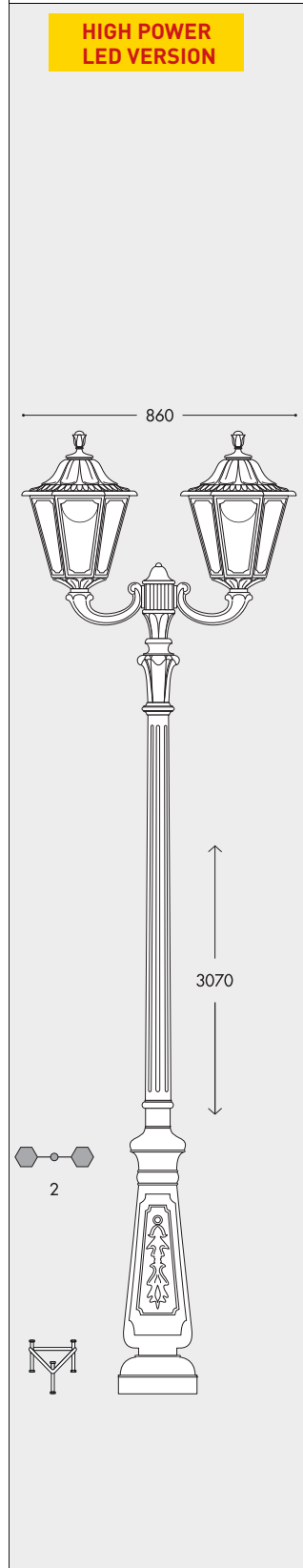


IP55



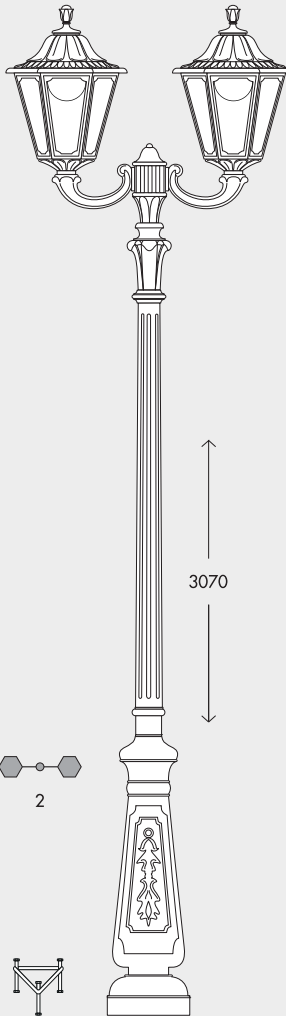
NEBO OFIR/NOEMI 2L

30W LED CCT SET E35.201.R20.Q1K



HIGH POWER LED VERSION

860



IP55



SMALL LANTERN



MEDIUM LANTERN



LARGE LANTERN



HALF LANTERN



BOLLARD



SILOE RANGE

LARGE SIZE



**HIGH POWER
LED VERSION**



K35.132.Q1K

E27 HIGH POWER LED

**INDOOR &
OUTDOOR
USE**

+80°C
-30°

**90%
HUMIDITY**



**VOLTAGE SURGE
RESISTANT**

15W (1690 lm)
30W (3620 lm)
50W (6550 lm)

More details at page 66



AVAILABLE COLORS			
RESIN BODY		DIFFUSER	
			
BLACK (A)	WHITE (W)	CLEAR (X)	OPAL (Y)

E27 HIGH POWER LED VERSION NEW	
15W LED	30W LED
1690 lm	3620 lm
100-240V 50/60 Hz	100-240V 50/60 Hz
4000K/3000K	4000K/3000K
 100W INCANDESCENT	 NOEMI 70W HQI-SON



OFIR/SILOE							
 <p>IP55 ▲ ▲ ▲</p>	<table border="1"> <tr> <td>15W LED</td> <td>CCT SET</td> <td>K35.132.R1K</td> </tr> <tr> <td>30W LED</td> <td>CCT SET</td> <td>K35.132.Q1K</td> </tr> </table>	15W LED	CCT SET	K35.132.R1K	30W LED	CCT SET	K35.132.Q1K
	15W LED	CCT SET	K35.132.R1K				
30W LED	CCT SET	K35.132.Q1K					
	 <p>HIGH POWER LED VERSION</p> <p>box: 1 pcs</p>						



LOT/SILOE		
15W LED	CCT SET	K35.113.R1K
30W LED	CCT SET	K35.113.Q1K
 <p>IP55 ▲ ▲ ▲</p>	 <p>HIGH POWER LED VERSION</p> <p>box: 1 pcs</p>	

SICHEM/SILOE		
15W LED	CCT SET	K35.121.R1K
30W LED	CCT SET	K35.121.Q1K
 <p>IP55 ▲ ▲ ▲</p>	 <p>HIGH POWER LED VERSION</p> <p>box: 1 pcs</p>	



NEW

E27 HIGH POWER LED VERSION					
LAMP	POWER	LUMINOUS FLUX UP TO	VOLTAGE RANGE	CCT SETTABLE	COMPARISON
<p>E27 HIGH POWER LED Ø 100</p>	15W	1690 lm	100-240V 50/60 Hz	4000K/3000K	= 100W INCANDESCENT
	30W	3620 lm	100-240V 50/60 Hz	4000K/3000K	= SILOE 70W HQI-SON



IAFET.R/SILOE (resin)

IP55

15W LED <input type="checkbox"/> CCT SET	K35.162.R1K
30W LED <input type="checkbox"/> CCT SET	K35.162.Q1K

HIGH POWER LED VERSION

box: **2pcs**

IP55

ARTU'/SILOE	GIGI/SILOE	RICU/SILOE
15W LED <input type="checkbox"/> CCT SET K35.158.R1K	15W LED <input type="checkbox"/> CCT SET K35.156.R1K	15W LED <input type="checkbox"/> CCT SET K35.157.R1K
30W LED <input type="checkbox"/> CCT SET K35.158.Q1K	30W LED <input type="checkbox"/> CCT SET K35.156.Q1K	30W LED <input type="checkbox"/> CCT SET K35.157.Q1K

HIGH POWER LED VERSION

box: **2pcs**



HIGH POWER LED VERSION

box: **2pcs**

HIGH POWER LED VERSION

box: **2pcs**

"METAL POST COVERED BY RESIN"



NEBO/SILOE

30W LED CCT SET K35.201.Q1K



HIGH POWER LED VERSION

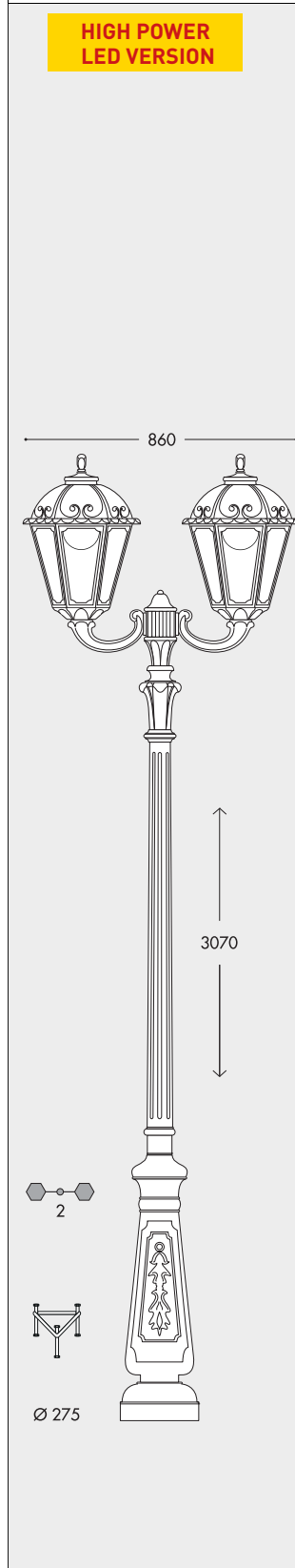


IP55

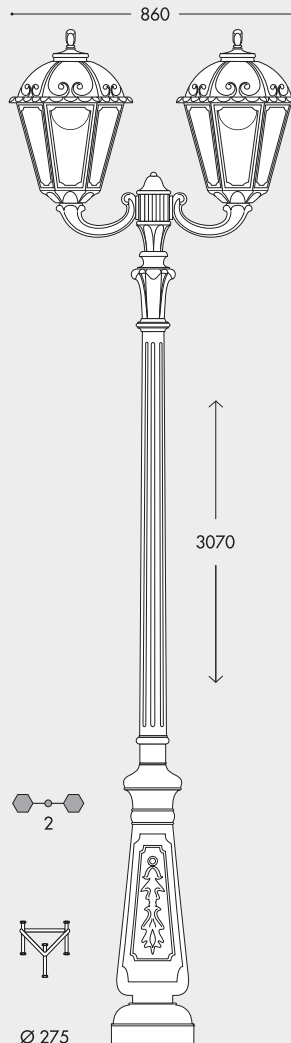


NEBO OFIR/SILOE 2L

30W LED CCT SET K35.201.R20.Q1K



HIGH POWER LED VERSION



IP55



SMALL LANTERN



MEDIUM LANTERN



LARGE LANTERN



HALF LANTERN



BOLLARD



TOBIA RANGE

LARGE SIZE

MADE IN
ITALY

HIGH POWER
LED VERSION



E27 HIGH POWER LED

INDOOR &
OUTDOOR
USE

+80°C
-30°

90%
HUMIDITY

VOLTAGE SURGE
RESISTANT



15W (1690 lm)
30W (3620 lm)
50W (6550 lm)

More details at page 66



Q33.113.Q1K



AVAILABLE COLORS			
RESIN BODY		DIFFUSER	
			
BLACK (A)	WHITE (W)	CLEAR (X)	OPAL (Y)

E27 HIGH POWER LED VERSION NEW	
15W LED	30W LED
1690 lm	3620 lm
100-240V 50/60 Hz	100-240V 50/60 Hz
4000K/3000K	4000K/3000K
= 100W INCANDESCENT	= TOBIA 70W HQI-SO _N



OFIR/TOBIA



IP55

15W LED	CCT SET	Q33.132.R1K
30W LED	CCT SET	Q33.132.Q1K



HIGH POWER LED VERSION

box: 1 pcs



LOT/TOBIA

15W LED	CCT SET	Q33.113.R1K
30W LED	CCT SET	Q33.113.Q1K



IP55



HIGH POWER LED VERSION

box: 1 pcs

SICHEM/TOBIA

15W LED	CCT SET	Q33.121.R1K
30W LED	CCT SET	Q33.121.Q1K



IP55

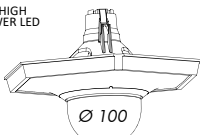


HIGH POWER LED VERSION

box: 1 pcs



NEW

E27 HIGH POWER LED VERSION					
LAMP	POWER	LUMINOUS FLUX UP TO	VOLTAGE RANGE	CCT SETTABLE	COMPARISON
 <p>E27 HIGH POWER LED Ø 100</p>	15W	1690 lm	100-240V 50/60 Hz	4000K/3000K	= 100W INCANDESCENT
	30W	3620 lm	100-240V 50/60 Hz	4000K/3000K	= TOBIA 70W HQI-SON

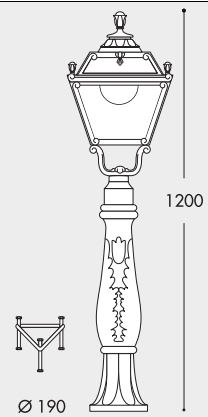


IAFET.R/TOBIA (resin)




IP55
△ △

15W LED CCT SET	Q33.162.R1K
30W LED CCT SET	Q33.162.Q1K




HIGH POWER LED VERSION

box: **2pcs**



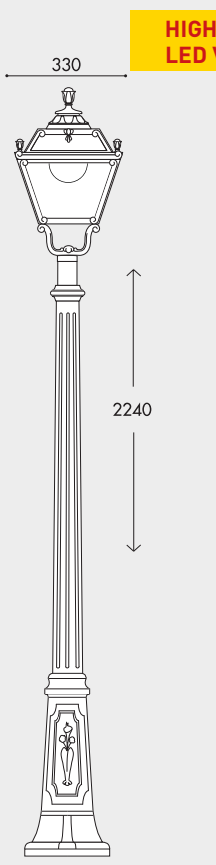
IP55
△ △ △

ARTU'/TOBIA	GIGI/TOBIA	RICU/TOBIA
15W LED CCT SET Q33.158.R1K	15W LED CCT SET Q33.156.R1K	15W LED CCT SET Q33.157.R1K
30W LED CCT SET Q33.158.Q1K	30W LED CCT SET Q33.156.Q1K	30W LED CCT SET Q33.157.Q1K



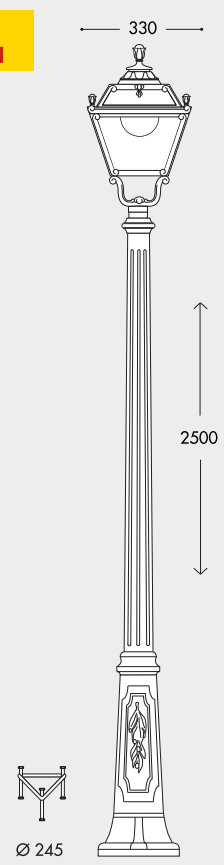
HIGH POWER LED VERSION

box: **2pcs**





HIGH POWER LED VERSION

box: **2pcs**



box: **2pcs**

"METAL POST COVERED BY RESIN"




NEBO/TOBIA

30W LED CCT SET Q33.201.Q1K



HIGH POWER LED VERSION

330

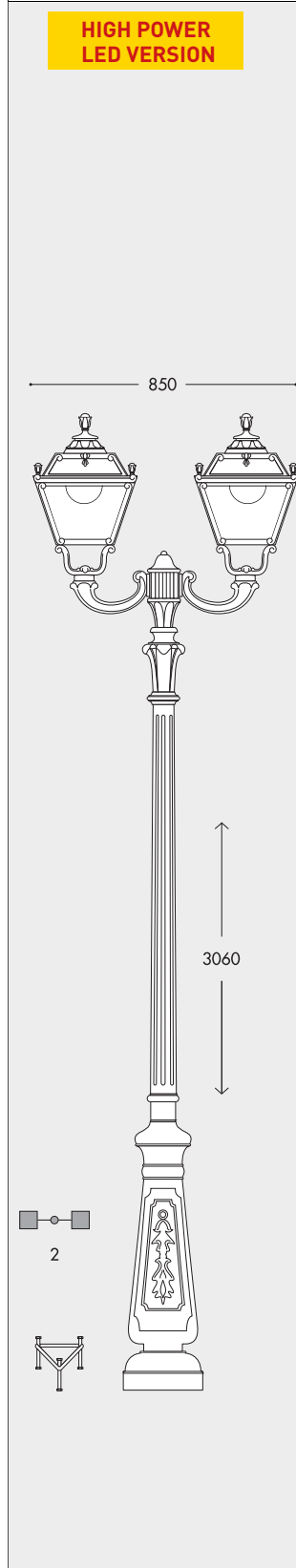


Ø 275

IP55

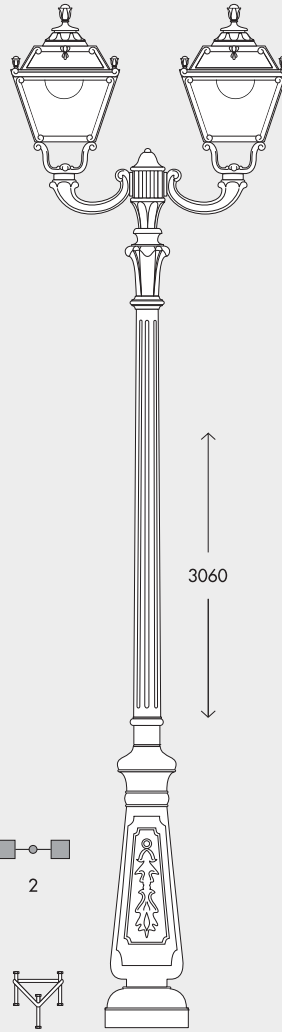
NEBO OFIR/TOBIA 2L

30W LED CCT SET Q33.201.R20.Q1K



HIGH POWER LED VERSION

850



3060

2

IP55

SMALL LANTERN



MEDIUM LANTERN



LARGE LANTERN



HALF LANTERN



BOLLARD



SIMON RANGE

LARGE SIZE

MADE IN
ITALY

HIGH POWER
LED VERSION

U33.132.Q1K

E27 HIGH POWER LED

INDOOR &
OUTDOOR
USE

+80°C
-30°C

90%
HUMIDITY

VOLTAGE SURGE
RESISTANT





15W (1690 lm)
30W (3620 lm)
50W (6550 lm)



More details at page 66



AVAILABLE COLORS			
RESIN BODY		DIFFUSER	
			
BLACK (A)	WHITE (W)	CLEAR (X)	OPAL (Y)

E27 HIGH POWER LED VERSION NEW	
15W LED	30W
1690 lm	3620 lm
100-240V 50/60 Hz	100-240V 50/60 Hz
4000K/3000K	4000K/3000K
=  100W INCANDESCENT	=  70W HOI-SON



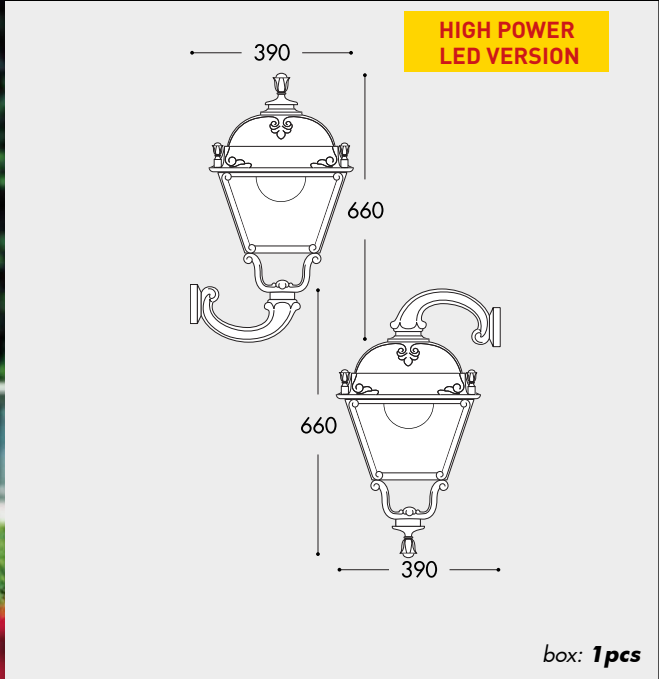
OFIR/SIMON



IP55

15W LED	CCT SET	U33.132.R1K
----------------	----------------	-------------

30W LED	CCT SET	U33.132.Q1K
----------------	----------------	-------------



MEDIUM LANTERN



LOT/SIMON

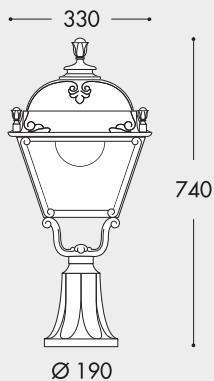
15W LED	CCT SET	U33.113.R1K
----------------	----------------	-------------

30W LED	CCT SET	U33.113.Q1K
----------------	----------------	-------------



IP55

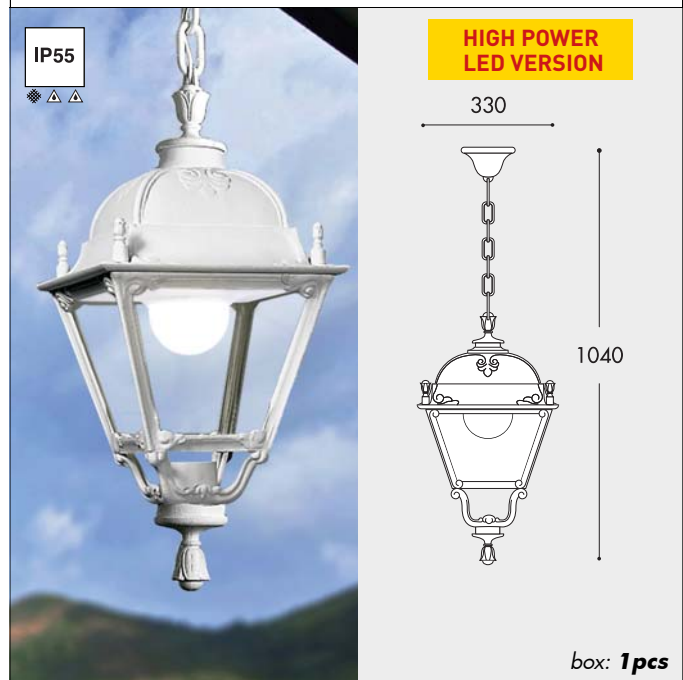
HIGH POWER LED VERSION



SICHEM/SIMON

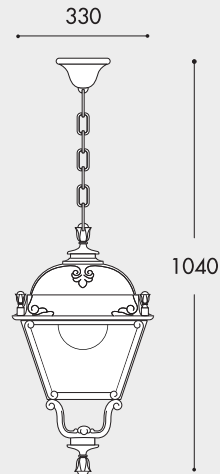
15W LED	CCT SET	U33.121.R1K
----------------	----------------	-------------

30W LED	CCT SET	U33.121.Q1K
----------------	----------------	-------------



IP55

HIGH POWER LED VERSION



LARGE LANTERN




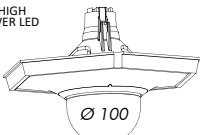


HALF LANTERN



BOLLARD



NEW

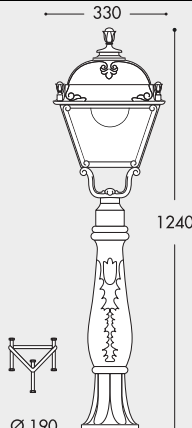
E27 HIGH POWER LED VERSION						
LAMP	POWER	LUMINOUS FLUX UP TO	VOLTAGE RANGE	CCT SETTABLE	COMPARISON	
 <p>E27 HIGH POWER LED Ø 100</p>	15W	1690 lm	100-240V 50/60 Hz	4000K/3000K	=  100W INCANDESCENT	
	30W	3620 lm	100-240V 50/60 Hz	4000K/3000K	= TOBIA  70W HQI-SON	

IAFET.R/SIMON (resin)



IP55
△ △


15W LED	CCT SET	U33.162.R1K
30W LED	CCT SET	U33.162.Q1K



330
1240
Ø 190

HIGH POWER LED VERSION

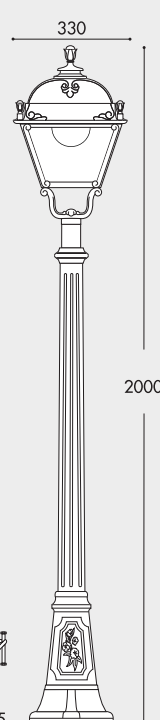
box: **2pcs**



IP55
△ △ △

ARTU/SIMON		GIGI/SIMON		RICU/SIMON	
15W LED	CCT SET U33.158.R1K	15W LED	CCT SET U33.156.R1K	15W LED	CCT SET U33.157.R1K
30W LED	CCT SET U33.158.Q1K	30W LED	CCT SET U33.156.Q1K	30W LED	CCT SET U33.157.Q1K

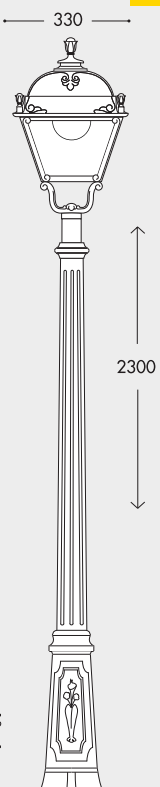
HIGH POWER LED VERSION



330
2000
Ø 245

box: **2pcs**


HIGH POWER LED VERSION



330
2300
Ø 245

box: **2pcs**


HIGH POWER LED VERSION



330
2550
Ø 245

box: **2pcs**

"METAL POST COVERED BY RESIN"



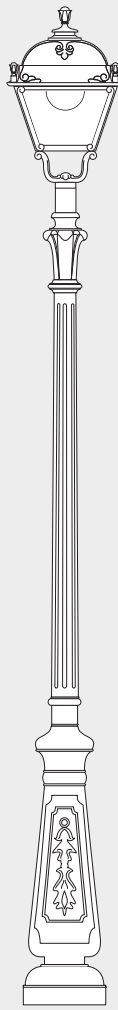
NEBO/SIMON

30W LED CCT SET U33.201.Q1K



HIGH POWER LED VERSION

330

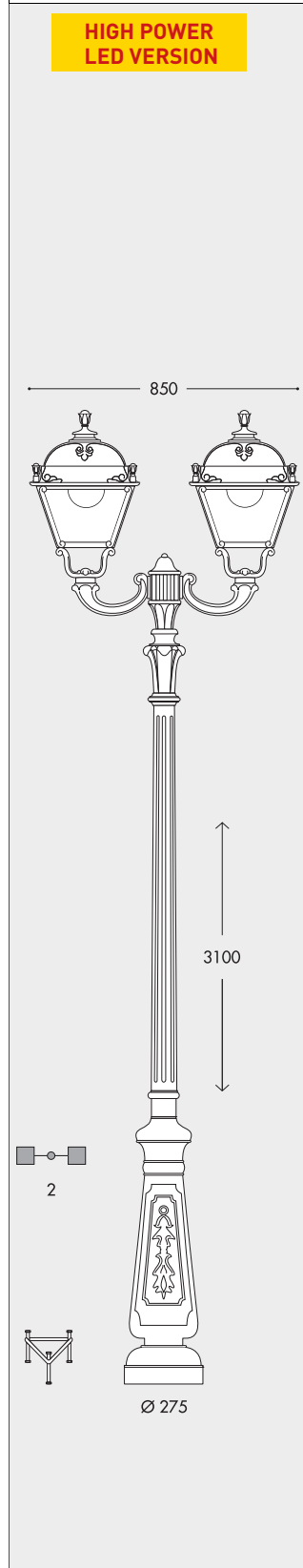


IP55



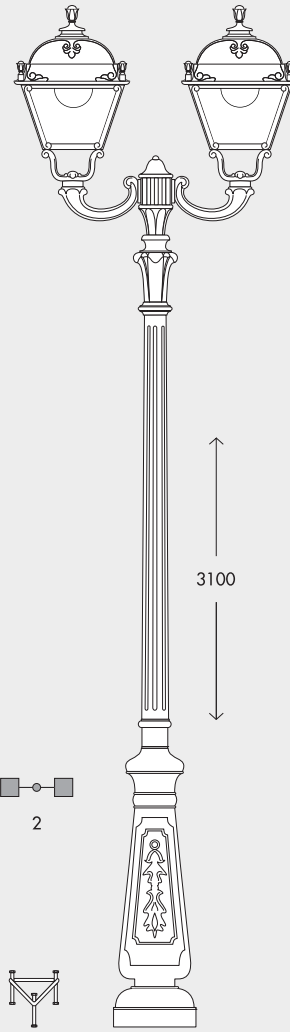
NEBO OFIR/SIMON 2L

30W LED CCT SET U33.201.R20.Q1K



HIGH POWER LED VERSION

850



IP55



SMALL LANTERN



MEDIUM LANTERN



LARGE LANTERN



HALF LANTERN



BOLLARD



HALF LANTERN

MADE IN ITALY



M22.000.F1R

		
6,5W 800 lm 2700 K	8,5W 920 lm 2700 K	11W 1200 lm 4000 K / 6500 K

NEW CCT SET NEW

More details at page 64

						
UV TREATED	ANTI-SHOCK	RECYCLABLE	CE	CB IECEE CB SCHEME	IP55	DOUBLE INSULATION CLASS

AVAILABLE COLORS	
RESIN BODY	DIFFUSER
 BLACK (A)	 CLEAR (X)
 WHITE (W)	 OPAL (Y)

E27 CCT LED VERSION	
8,5W	11W
920 lm	1200 lm
100-240V 50/60 Hz	100-240V 50/60 Hz
2700K/4000K/6500K	2700K/4000K/6500K
 60W INCANDESCENT	 75W INCANDESCENT

E27 FILAMENT LED	
6,5W	800 lm
100-240V 50/60 Hz	100-240V 50/60 Hz
2700K	2700K
 60W INCANDESCENT	



IESSE

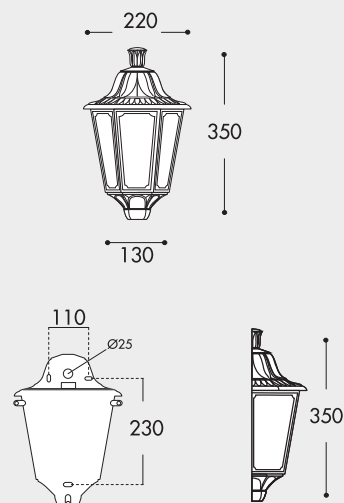
IP55



6,5W 2700K FILAMENT M22.000.F1R

8,5W CCT SET M22.000.V1K **NEW**

E27 M22.000.E27



Master box: **16pcs**



DARIA

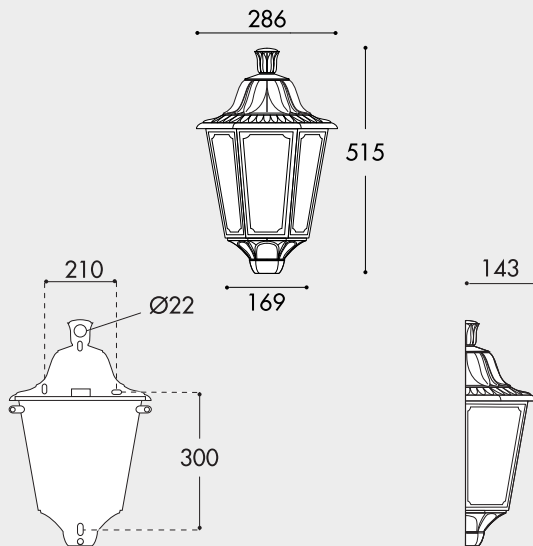
IP55



6,5W 2700K FILAMENT M28.000.F1R

11W CCT SET M28.000.T1K

E27 M28.000.E27



SAURO

CLASSIC BOLLARD



MADE IN ITALY

D15.554.D1KCRB



CCT SETTABLE

3000 K 4000 K 6500 K

SDCM < 6

UV UNTREATED ANTI-SHOCK RECYCLABLE CE CB IECCE CB SCHEME IP55 DOUBLE INSULATION CLASS

AVAILABLE COLORS

RESIN BODY (MOULDED COLOURS)			DIFFUSER	
BLACK (A)	GREY (L)	WHITE (W)	CLEAR (X)	OPAL (Y)

TUV SUD **IECEE CB SCHEME** **CCT SET**

LED VERSION **E27 VERSION**



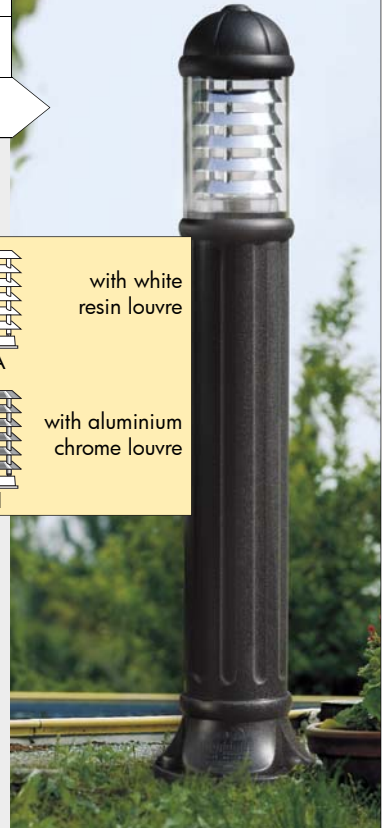
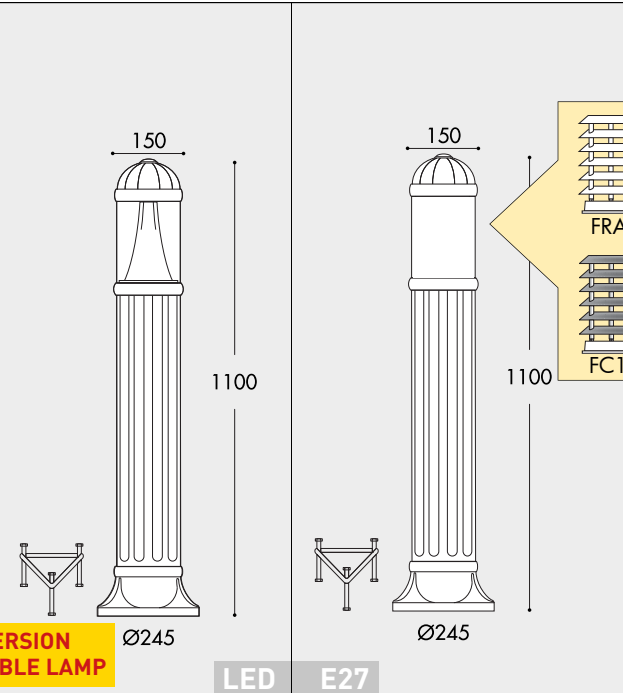
LED SAURO 1100 E27

LAMP INCLUDED:
GX53 LED

7W CCT SET D15.555.C1KCRB

10W CCT SET D15.555.D1KCRB

E27 D15.555.E27



MEDIUM LANTERN



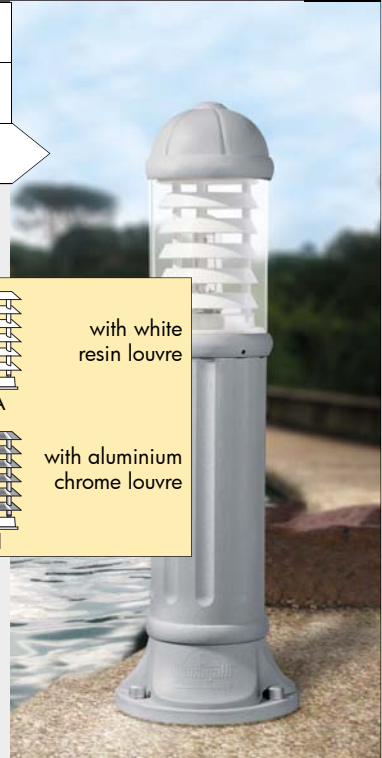
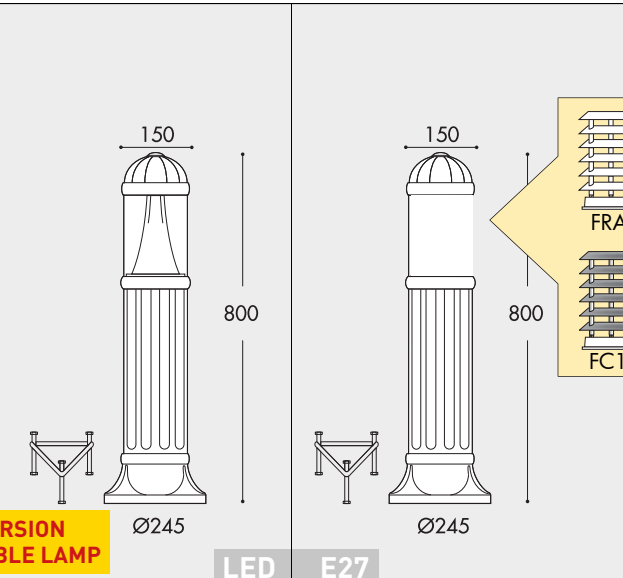
LED SAURO 800 E27

LAMP INCLUDED:
GX53 LED

7W CCT SET D15.554.C1KCRB

10W CCT SET D15.554.D1KCRB

E27 D15.554.E27




LARGE LANTERN








HALF LANTERN




BOLLARD





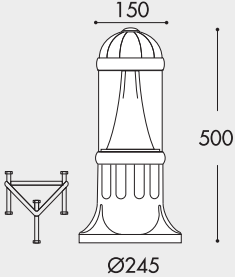
BOLLARD LED VERSIONS					
LAMP	POWER	LUMINOUS FLUX (Φ TOTAL)	VOLTAGE RANGE	CCT SETTABLE	
	7W	975 lm	100-240V 50/60 Hz	6500K/4000K/3000K	 75W INCANDESCENT
	10W	1290 lm	100-240V 50/60 Hz	6500K/4000K/3000K	 100W INCANDESCENT



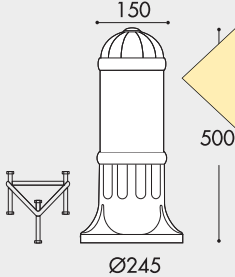
LED
SAURO 500
E27

LAMP INCLUDED:
GX53  **LED**

7W		D15.553.C1KCRB
10W		D15.553.D1KCRB
E27		D15.553.E27




150
500
Ø245



150
500
Ø245


with white resin louvre
FRA

with aluminium chrome louvre
FC1




NEW VERSION
CCT SETTABLE LAMP



LED

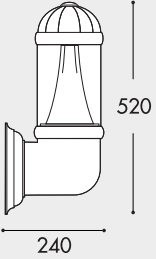


E27

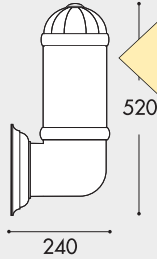
LED
MIRELLA
E27

LAMP INCLUDED:
GX53  **LED**

7W		D15.505.C1KCRB
10W		D15.505.D1KCRB
E27		D15.505.E27




520
240



520
240


with white resin louvre
FRA

with aluminium chrome louvre
FC1



NEW VERSION
CCT SETTABLE LAMP

LED



E27



LVD EMC ERP RoHS REACH compliant



NEW

WARM Light DAY Light COLD Light

KELVIN SETTABLE LAMP



Power surges resistant

- **Wide voltage range (100-240V)** to protect the driver both from voltage droop and voltage overshoot, which are quite frequent in case of outdoor installations.
- **Double 400V capacitors** and multiple resistances to withstand power surges.
- **Silicone paste** to avoid – in case of voltage swings - the vibration of the electronic components of the driver and the consequent risk of components unsoldering.



Heat resistant - Working temperature -30°+80°C

- **Gold wire bonding:** Chips connected by pure gold wires, which are able to withstand at the highest and lowest temperatures and at temperature fluctuations between day and night. The gold wire bonding can grant a lumens maintenance factor > 80%.
- **Silicone paste:** Thermoconductive silicone paste with metal powder inside for helping heat dissipation and avoid overheating problems and for protecting the electronic components in case of high and low temperatures.



Humidity resistant - Weatherproof driver for a longer lifetime

- **Silicone paste:** The driver is fully enclosed in a special silicone paste, which ensures the highest driver protection against moisture and humidity up to 90%, both unavoidable in outdoor installations.



LVD TESTED

LVD Certificate: Fumagalli lamps fulfil the Low Voltage Directive 2014/35/EU, therefore are CE marked and comply with safety requirements like protection against electrical shock, moisture and heat resistance, resistance to flame and ignition.

EMC TESTED

EMC Certificate: Fumagalli lamps meet the Electromagnetic Compatibility Directive 2014/30/EU and its amendments.

NEW ERP

New ERP Attestation of conformity: Fumagalli lamps fulfil the NEW European Ecodesign Directive EU 2019/2020, which sets stricter energy efficiency requirements, new verification tolerances and other factors such as bulb lifetime and warm-up time.

CB IEC/IEC CB SCHEME

IECEE CB Certificate: Fumagalli lamps meet the International System for Conformity and Certification of Electrotechnical Equipment allowing direct market access in more than 50 countries all over the world.

RoHS REACH COMPLIANT




RoHS REACH compliant: Fumagalli lamps fulfil the RoHS (Restriction of Hazardous Substances) directive 2011/65/EU and its amendments and the REACH regulation (EC) No. 1907/2006, regarding the concentration of Very High Concern Substances (SVHC).



Tested according to :
EN 62560:2012/A1: 2015
IEC/TR 62778:2014
EN 62493:2015




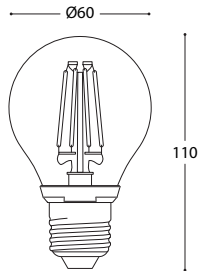
G9LED

	POWER	1,7 W	
	LUMINOUS FLUX (Φ TOTAL)	3000 K	150 lm
		4000 K	150 lm
SIZE & SOCKET			
 <p>COMPLY WITH: EU 2019/2015 EU 2019/2020</p>	VOLTAGE	100-240 V	
	FREQUENCY	50/60 Hz	
	PSTLM (NO FLICKER)	<1	
	SVM	0,9	
	CRI	> 80	
	SDCM	<6	
	SWITCHING CYCLE	>40.000	
	WARM UP TIME	≤ 0,5"	
	LIFETIME	15.000 h	
	KELVIN	3000 K	4000 K
	EFFICIENCY CLASS	F	F
	REF. CODE	H.LED.G09.3K	H.LED.G09.4K







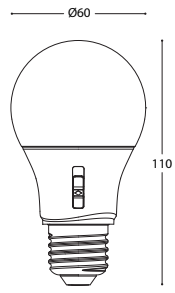
GU10 LED - CCT SETTABLE







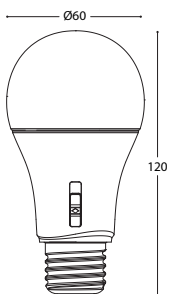
	POWER	3,5 W	6 W	
	LUMINOUS FLUX (Φ TOTAL)	2700 K	329 lm	562 lm
		4000 K	366 lm	615 lm
SIZE & SOCKET	 <p>90% savings =35W =50W</p>		 <p>88% savings =50W =50W</p>	
  <p>COMPLY WITH: EU 2019/2015 EU 2019/2020</p>	LUMINOUS FLUX (Φ USE 90°)	260 lm	440 lm	
	VOLTAGE	100-240 V	100-240 V	
	FREQUENCY	50/60 Hz	50/60 Hz	
	DISPLACEMENT FACTOR	>0	>0,5	
	PSTLM (NO FLICKER)	<1	<1	
	SVM	0,4	0,9	
	CRI	> 80	> 80	
	SDCM	<3	<3	
	BEAM ANGLE	43°	45°	
	SWITCHING CYCLE	> 25.000	> 25.000	
	WARM UP TIME	≤ 0,5"	≤ 0,5"	
	LIFETIME	25.000 h	25.000 h	
EFFICIENCY CLASS	F	F		
REF. CODE	H.LED.GU10.CCT	H2.LED.GU10.CCT		

E27 LED FILAMENT A60

 <p>90% savings =60W</p>	POWER	6,5 W
	LUMINOUS FLUX (Φ TOTAL)	2700 K
SIZE & SOCKET	 <p>Ø60 110 E27</p>	
<p>SILICONE PROTECTION DRIVER</p> <p>INDOOR & OUTDOOR USE</p> <p>-30 +80 °C 90% HUMIDITY</p> <p>VOLTAGE SURGE RESISTANT</p> <p>ENERGY</p> <p>FUMAGALLI SRL H.LED.FIL.3K(6)</p> <p>A B C D E F G</p> <p>7 kWh/1000h</p> <p>COMPLY WITH: EU 2019/2015 EU 2019/2020</p> <p>TUV SUD</p> <p>CE LVD CB EMC CB ERP</p> <p>IECEE CB SCHEME</p> <p>IECEE CB CERTIFICATE: SG PSB-LE-01711</p>	VOLTAGE	100-240 V
	FREQUENCY	50/60 Hz
	DISPLACEMENT FACTOR	>0,5
	CRI	> 80
	SWITCHING CYCLE	>100.000
	WARM UP TIME	≤ 0,5"
	LIFETIME	25.000 h
	EFFICIENCY CLASS	E
	REF. CODE	H.LED.FIL.3K

E27 LED A60- CCT SETTABLE

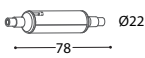
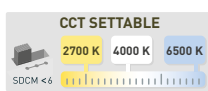

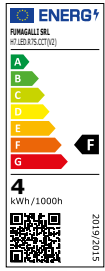

  <p>86% savings =60W (incandescent)</p>	POWER		8,5 W
	LUMINOUS FLUX (Φ TOTAL)	2700 K	840 lm
		4000 K	920 lm
	6500 K	920 lm	
    <p>COMPLY WITH: EU 2019/2015 EU 2019/2020</p> <p>IECEE CB CERTIFICATE: SG PSB-LE-03297</p>	SIZE & SOCKET	 <p>Ø60 110 E27</p>	
	VOLTAGE	100-240 V	
	FREQUENCY	50/60 Hz	
	DISPLACEMENT FACTOR	>0,5	
	PSTLM (NO FLICKER)	< 1	
	SVM	< 0,4	
	CRI	> 80	
	SDCM	<6	
	LIFETIME	25.000 h	
	EFFICIENCY CLASS	F	
	REF. CODE	H.LED.A60.CCT	

  <p>85% savings =75W (incandescent)</p>	POWER		11 W
	LUMINOUS FLUX (Φ TOTAL)	2700 K	1100 lm
		4000 K	1200 lm
	6500 K	1200 lm	
    <p>COMPLY WITH: EU 2019/2015 EU 2019/2020</p> <p>IECEE CB CERTIFICATE: SG PSB-LE-03297</p>	SIZE & SOCKET	 <p>Ø60 120 E27</p>	
	VOLTAGE	100-240 V	
	FREQUENCY	50/60 Hz	
	DISPLACEMENT FACTOR	>0,7	
	PSTLM (NO FLICKER)	< 1	
	SVM	< 0,4	
	CRI	> 80	
	SDCM	<6	
	LIFETIME	25.000 h	
	EFFICIENCY CLASS	F	
	REF. CODE	H2.LED.A60.CCT	

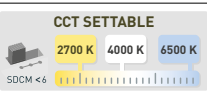



E27 HIGH POWER LED				
	POWER		15 W	30W
	LUMINOUS FLUX (Φ TOTAL)		3000 K	1545 lm
		4000 K	1690 lm	3620 lm
				VOLTAGE
				FREQUENCY
				DISPLACEMENT FACTOR
				PSTLM (NO FLICKER)
				SVM
				CRI
				SWITCHING CYCLE
				WARM UP TIME
				LIFETIME
				EFFICIENCY CLASS
				REF. CODE

E27 HIGH POWER LED				
	POWER		50 W	60W
	LUMINOUS FLUX (Φ TOTAL)		3000 K	5850 lm
		4000 K	6550 lm	7600 lm
				VOLTAGE
				FREQUENCY
				DISPLACEMENT FACTOR
				PSTLM (NO FLICKER)
				SVM
				CRI
				SWITCHING CYCLE
				WARM UP TIME
				LIFETIME
				KELVIN
				EFFICIENCY CLASS
				REF. CODE

R7s LED 78mm- CCT SETTABLE

SIZE & SOCKET	R7s 	POWER	3,5W
		LUMINOUS FLUX (Φ TOTAL)	2700 K: 325 lm
		4000 K: 365 lm	
		6500 K: 365 lm	
		VOLTAGE	100-240 V
		FREQUENCY	50/60 Hz
		DISPLACEMENT FACTOR	>0
		PSTLM (NO FLICKER)	<1
		SVM	0,4
		CRI	> 80
		SDCM	<6
		SWITCHING CYCLE	45.000
		WARM UP TIME	≤ 0,5"
		LIFETIME	25.000 h
		EFFICIENCY CLASS	F
		REF. CODE	H7.LED.R7S.CCT

R7s LED 118mm- CCT SETTABLE

SIZE & SOCKET	R7s 	POWER	7,5 W
		LUMINOUS FLUX (Φ TOTAL)	2700 K: 680 lm
		4000 K: 775 lm	
		6500 K: 790 lm	
		VOLTAGE	100-240 V
		FREQUENCY	50/60 Hz
		DISPLACEMENT FACTOR	>0,5
		PSTLM (NO FLICKER)	<1
		SVM	0,4
		CRI	> 80
		SDCM	<6
		SWITCHING CYCLE	45.000
		WARM UP TIME	≤ 0,5"
		LIFETIME	25.000 h
		EFFICIENCY CLASS	F
		REF. CODE	H8.LED.R7S.CCT

R7s LED 189mm- CCT SETTABLE

SIZE & SOCKET	R7s 	POWER	10,5 W
		LUMINOUS FLUX (Φ TOTAL)	2700 K: 1000 lm
		4000 K: 1130 lm	
		6500 K: 1160 lm	
		VOLTAGE	100-240 V
		FREQUENCY	50/60 Hz
		DISPLACEMENT FACTOR	>0,7
		PSTLM (NO FLICKER)	<1
		SVM	0,4
		CRI	> 80
		SDCM	<6
		SWITCHING CYCLE	45.000
		WARM UP TIME	≤ 0,5"
		LIFETIME	25.000 h
		EFFICIENCY CLASS	F
		REF. CODE	H9.LED.R7S.CCT






GX53 LED Ø75mm- CCT SETTABLE






	POWER	3 W		
	LUMINOUS FLUX (Φ TOTAL)	3000 K	405 lm	
		4000 K	410 lm	
6500 K		410 lm		
SIZE & SOCKET				
			LUMINOUS FLUX (Φ USE 120°)	335 lm
			VOLTAGE	100-240 V
			FREQUENCY	50/60 Hz
			PSTLM (NO FLICKER)	<1
			SVM	0,4
			CRI	> 80
			SDCM	<6
			BEAM ANGLE	112°
			SWITCHING CYCLE	> 30.000
			WARM UP TIME	0s
			LIFETIME	25.000 h
			EFFICIENCY CLASS	E
			REF. CODE	H.LED.G53.CCT

GX53 LED Ø100mm - CCT SETTABLE

	POWER	7W*		10W	
	LUMINOUS FLUX (Φ TOTAL)	3000 K	975 lm	1190 lm	
		4000 K	975 lm	1290 lm	
6500 K		975 lm	1210 lm		
SIZE & SOCKET					
			LUMINOUS FLUX (Φ USE 120°)	800 lm	975 lm
			VOLTAGE	100-240 V	100-240 V
			FREQUENCY	50/60 Hz	50/60 Hz
			DISPLACEMENT FACTOR	>0,5	>0,5
			PSTLM (NO FLICKER)	< 1	< 1
			SVM	0,9	0,4
			CRI	> 80	> 80
			SDCM	<6	<6
			BEAM ANGLE	112°	112°
			SWITCHING CYCLE	> 30.000	> 30.000
			WARM UP TIME	0s	0s
			LIFETIME	25.000 h	25.000 h
			EFFICIENCY CLASS	E	E
			REF. CODE	H2.LED.G53.CCT	H3.LED.G53.CCT

* available while stock last

GX53 LED Ø180mm- CCT SETTABLE					
 	POWER		7 W	11 W	18 W
	LUMINOUS FLUX (Φ TOTAL)	2700 K	790 lm	1325 lm	2118 lm
		4000 K	851 lm	1446 lm	2315 lm
	6500 K	887 lm	1470 lm	2340 lm	
SIZE & SOCKET			 		GX53
<p>CCT SETTABLE</p> <p>2700 K 4000 K 6500 K</p> <p>SDCM <6</p> <p>SILICONE PROTECTION</p> <p>DRIVER</p> <p>[11W-18W] OUTDOOR USE</p> <p>-30 +80 °C 90% HUMIDITY</p> <p>VOLTAGE SURGE RESISTANT</p> <p>ENERGY 7</p> <p>FUMAGALLI H5.LED.G53.CCT</p> <p>7 kWh/1000h</p> <p>2019/2015</p> <p>COMPLY WITH: EU 2019/2015 EU 2019/2020</p> <p>IECEE CB CERTIFICATE: SG PSB-LE-01713</p>	 <p>CE CB</p> <p>LVD EMC ERP</p> <p>IECEE CB CERTIFICATE: SG PSB-LE-01713</p>	LUMINOUS FLUX (Φ USE 120°)	650 lm	1100 lm	1720 lm
	VOLTAGE	100-240 V	100-240 V	100-240 V	
	FREQUENCY	50/60 Hz	50/60 Hz	50/60 Hz	
	DISPLACEMENT FACTOR	>0,5	>0,7	>0,7	
	PSTLM (NO FLICKER)	<1	<1	<1	
	SVM	0,9	0,9	0,9	
	CRI	> 80	> 80	> 80	
	SDCM	<6	<6	<6	
	BEAM ANGLE (FWHM)	107°	107°	107°	
	SWITCHING CYCLE	> 30.000	> 25.000	> 25.000	
	WARM UP TIME	≤ 0,5"	≤ 0,5"	≤ 0,5"	
	LIFETIME	25.000 h	25.000 h	25.000 h	
	EFFICIENCY CLASS	F	E	E	
REF. CODE	H6.LED.G53.CCT	H4.LED.G53.CCT	H5.LED.G53.CCT		

SOLAR MODULE - CCT SETTABLE						
   <p>CCT SETTABLE SDCM <6</p> <p>3000 K 4000 K 6500 K</p> <p>IECEE CB CERTIFICATE: SG PSB-LE-02677</p>	SIZE					
	SUMMER MODE		LUMEN	42	AUTONOMY	25h
	WINTER MODE		LUMEN	20	AUTONOMY	46h
	SENSORE MODE		LUMEN	280	ACTIVE TIME	25 sec
			N° Detections	423		
	SOLAR PANEL		5V/2W			Monocrystalline PET type
	CHARGING TIME		6h			Antishock material
	REPLACEABLE BATTERY		LiFePO4 IFR26650 3,3Ah, 3,2V			No Risk of explosion
			Working temperature -10° to +60°C			Longer Lifetime
			Detection angle 120°			Fields of detection up to 5 mt
PIR SENSOR		Active for 25 sec.				
LED		3 CIRCUITS	SMD 3528			
		COLOR RENDERING INDEX RA	> 80			
		SDCM	< 6			
		LIFETIME	30.000 h			
		KELVIN SETTABLE	3000 K / 4000 K / 6500 K			
REF. CODE		H.LED.SOL.CCT				

LOOKING FOR SOMETHING ELSE?

See all our **Top selection brochures 2022!**



TO SEE OUR COMPLETE COLLECTION

Ask for our
General Catalogue 2023
or visit our website at
www.fumagalli.it



RESIN MATERIAL ADVANTAGES



NO MAINTENANCE



ANTI-CORROSION




DOUBLE INSULATION



NOT AFFECTED BY CHEMICAL FERTILIZERS




UV-RAY STABILIZED



RECYCLABLE




UV TREATED



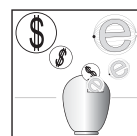
DOUBLE INSULATION



ANTI-SHOCK



TEMPERATURE



ENERGY SAVING



RESIDENTIAL



PUBLIC

HOW TO READ THE CODE

DIFFUSER
IDENTIFIES THE DIFFUSER

E22

STRUCTURE
IDENTIFIES THE STRUCTURE ON WHICH THE DIFFUSER IS MOUNTED (POLE, BRACKET, BASE, SPIKE)

156

SYSTEM
IDENTIFIES THE MULTILIGHT SYSTEM IF PRESENT

S20

COLOUR OF THE STRUCTURE

IDENTIFIES THE COLOUR OF THE STRUCTURE
A BLACK
W WHITE
L GREY

A

COLOUR OF THE DIFFUSER

IDENTIFIES THE COLOUR OF THE DIFFUSER
X CLEAR/FROSTED
Y OPAL
Z SMOKED

X

ELECTRIFICATION

IDENTIFIES THE TYPE OF ELECTRIFICATION AND THE EVENTUAL PRESENCE OF BULBS

F1R



Fumagalli S.r.l.
Via Ca' Bassa, 29
21100 Varese - ITALY
Tel. +39.0332.336353
Fax. +39.0332.336358
E-mail italian.lux@fumagalli.it



www.fumagalli.it

