



fumagalli[®]
s i n c e 1 9 7 3

MADE IN
ITALY



TOP SELECTION PROJECT 2022

NEW



WARM
Light

DAY
Light

COLD
Light

KELVIN SETTABLE LAMP



NOEMI

PAG 11



SILOE

PAG 11



TOBIA

PAG13



SIMON

PAG13





NEW



NEW



ELIA

PIETRO

GLOBE

CLASSIC RANGE

PAG 17

PAG 17

PAG 21





E27 HIGH POWER LED

CLASSIC RANGE





E27 HIGH POWER LED



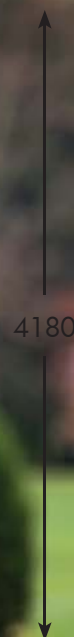
E35.201.R20.Q1K



**NEW VERSION
HIGH POWER LED**

NEBO/OFIR
NOEMI 2L
for details see pag. 11

Q43.207.H1L



HOREB/ELIA
for details see pag. 17

NEBO/TOBIA
for details see pag. 13

Q33.201.Q1K



3000



U33.113.Q1K

LOT/SIMON
for details see pag. 13



OFIR/NOEMI
for details see pag. 11



E35.132.Q1K

ADVANTAGES



ANTI CORROSION



NO MAINTENANCE



UV-RAYS STABILIZED



DOUBLE INSULATION



NOT AFFECTED BY CHEMICAL FERTILIZES



FULLY MODULAR Ø60mm

RESIN POST OF A SINGLE PIECE WITHOUT JOINTS
Stronger, safer and more durable




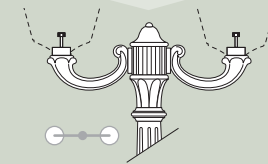
INNER METAL POLE STRUCTURE
Structural metal pole hot deep galvanized inside and outside by zinc bath immersion.

EXPANSE
High Density rigid polyurethane provides lightweight and durable cohesion between the inner metal post and the outer resin cover.

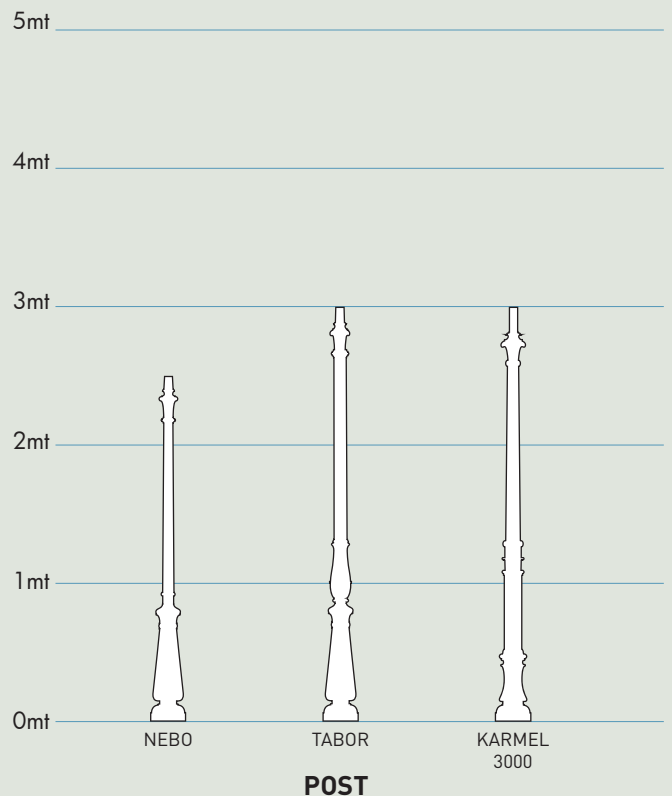
OUTER RESIN COVER
Outer coating of a single piece without joints made of shockproof resin material:
- Rust and corrosion-free
- Paste molded colors, UV stabilized
- Self-extinguishing on fire



DIFFUSER



OFIR SYSTEM 2L - 3L



DIFFUSER

ADAM SYSTEM
2L - 3L

5mt
4mt
3mt
2mt
1mt
0mt

HOREB KARMEL 3500 KARMEL 4000 GIONA 4000

POST

DIFFUSER

ARON SYSTEM
1L - 2L - 4L

5mt
4mt
3mt
2mt
1mt
0mt

GIONA 4500 GIONA 5000

POST

NOEMI/SILOE HIGH POWER LED

CLASSIC RANGE



MADE IN ITALY

E27 HIGH POWER LED

INDOOR & OUTDOOR USE

+80°C
-30°C

90% HUMIDITY

VOLTAGE SURGE RESISTANT

30W (3620 lm)
50W (6550 lm)

More details at page 59



E27 HIGH POWER LED VERSIONS

30W HIGH POWER LED



50W HIGH POWER LED



AVAILABLE COLORS

RESIN BODY

(MOULDED COLOURS)

BLACK (A)

WHITE (W)



DIFFUSER

CLEAR (X)



OPAL (Y)



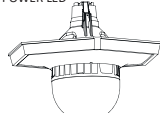

DOUBLE INSULATION

NEW

NOEMI-SILOE 30W HIGH POWER LED

LAMP	POWER	LUMINOUS FLUX UP TO	VOLTAGE RANGE	CCT SETTABLE	
E27 HIGH POWER LED  Ø 100	30W	3620 lm	100-240V 50/60 Hz	4000K/3000K CCT SET	NOEMI-SILOE =  70W HQI-SON

NOEMI-SILOE 50W HIGH POWER LED

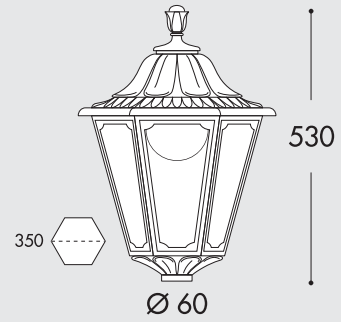
LAMP	POWER	LUMINOUS FLUX UP TO	VOLTAGE RANGE	COLOUR TEMPERATURE	
E27 HIGH POWER LED  Ø 118	50W	6550 lm	100-240V 50/60 Hz	4000K 3000K	NOEMI-SILOE =  100W HQI-SON

NOEMI



LAMP INCLUDED
HIGH POWER
LED E27

30W LED	CCT SET	E35.000.Q1K	NEW
50W LED	4000K 3000K	E35.000.H1L E35.000.H1R	

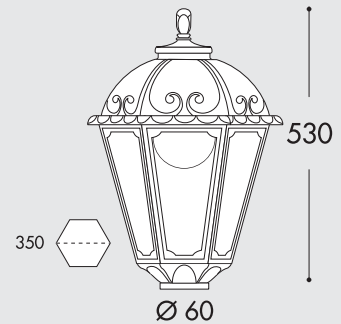


SILOE



LAMP INCLUDED
HIGH POWER
LED E27

30W LED	CCT SET	K35.000.Q1K	NEW
50W LED	4000K 3000K	K35.000.H1L K35.000.H1R	



TOBIA/SIMON HIGH POWER LED

CLASSIC RANGE



TOBIA



SIMON



ELIA



PIETRO



E27 HIGH POWER LED

INDOOR & OUTDOOR USE

+80°C
-30°

90%
HUMIDITY

VOLTAGE SURGE
RESISTANT

30W (3620 lm)

50W (6550 lm)


More details at page 59



E27 HIGH POWER LED VERSIONS

30W HIGH POWER LED

50W HIGH POWER LED



AVAILABLE COLORS

RESIN BODY

(MOULDED COLOURS)

BLACK (A)

WHITE (W)



DIFFUSER

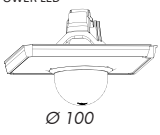
CLEAR (X)

OPAL (Y)

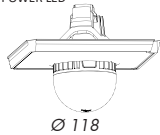


NEW

TOBIA-SIMON 30W HIGH POWER LED

LAMP	POWER	LUMINOUS FLUX UP TO	VOLTAGE RANGE	CCT SETTABLE	
E27 HIGH POWER LED  Ø 100	30W	3620 lm	100-240V 50/60 Hz	4000K/3000K CCT SET	TOBIA-SIMON HQI-SON 70W

TOBIA-SIMON 50W HIGH POWER LED

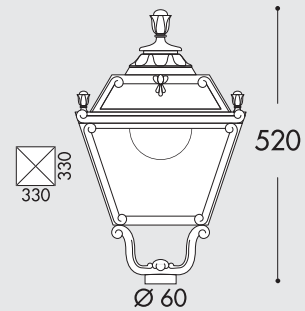
LAMP	POWER	LUMINOUS FLUX UP TO	VOLTAGE RANGE	COLOUR TEMPERATURE	
E27 HIGH POWER LED  Ø 118	50W	6550 lm	100-240V 50/60 Hz	4000K 3000K	TOBIA-SIMON HQI-SON 100W

TOBIA



LAMP INCLUDED
HIGH POWER
LED E27

30W LED	CCT SET	Q33.000.Q1K	NEW
50W LED	4000K 3000K	Q33.000.H1L Q33.000.H1R	

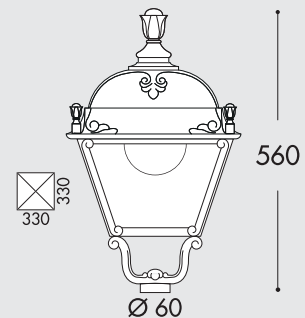


SIMON



LAMP INCLUDED
HIGH POWER
LED E27

30W LED	CCT SET	U33.000.Q1K	NEW
50W LED	4000K 3000K	U33.000.H1L U33.000.H1R	



TOBIA/SIMON GX53 LED

CLASSIC RANGE



TOBIA



SIMON



ELIA



PIETRO



**FLAT
DIFFUSER**

GX53 LED VERSION
4x GX53

GX53
LED

CCT SETTABLE

3000 K 4000 K 6500 K



SDCM <6



AVAILABLE COLORS

RESIN BODY (MOULDED COLOURS)		DIFFUSER	
BLACK (A)	WHITE (W)	CLEAR (X)	OPAL (Y)




DOUBLE INSULATION

TOBIA-SIMON 28W GX53 LED					
LAMP	POWER	LUMINOUS FLUX (Φ TOTAL)	VOLTAGE RANGE	CCT SETTABLE	
	4x7W 28W	3900 lm	100-240V 50/60 Hz	6500K/4000K/3000K	TOBIA-SIMON =  70W

TOBIA-SIMON 40W GX53 LED					
LAMP	POWER	LUMINOUS FLUX (Φ TOTAL)	VOLTAGE RANGE	CCT SETTABLE	
	4x10W 40W	5160 lm	100-240V 50/60 Hz	6500K/4000K/3000K	TOBIA-SIMON =  100W

TOBIA


LAMP INCLUDED:
4x GX53 LED



LED
GX53 LAMP INCLUDED

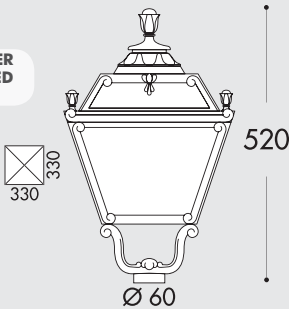
CCT SET

4x7W 28W	Q35.000.C4K
4x10W 40W	Q35.000.D4K



**NEW VERSION
CCT SETTABLE LAMP**

FLAT DIFFUSER FOR GX53 LED VERSION



SIMON

LAMP INCLUDED:
4x GX53 LED



LED
GX53 LAMP INCLUDED

CCT SET

4x7W 28W	U35.000.C4K
4x10W 40W	U35.000.D4K



**NEW VERSION
CCT SETTABLE LAMP**

FLAT DIFFUSER FOR GX53 LED VERSION



ELIA/PIETRO HIGH POWER LED

CLASSIC RANGE



MADE IN ITALY

**NEW VERSION
HIGH POWER LED**



NEW HIGH POWER LED

**INDOOR &
OUTDOOR
USE**

+80°C
-30°C

90%
HUMIDITY

VOLTAGE SURGE
RESISTANT



50W (6550 lm)
60W (7600 lm)

More details at page 59

AVAILABLE COLORS

RESIN BODY

(MOULDED COLOURS)

BLACK (A)

WHITE (W)



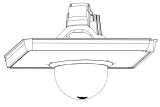

DIFFUSER

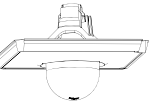

CLEAR (X)

OPAL (Y)



DOUBLE INSULATION

ELIA/PIETRO 50W HIGH POWER LED					
LAMP	POWER	LUMINOUS FLUX UP TO	VOLTAGE RANGE	COLOUR TEMPERATURE	
E27 HIGH POWER LED  Ø 118	50W	6550 lm	100-240V 50/60 Hz	4000K	ELIA-PIETRO =  70W HQI-SON
3000K					

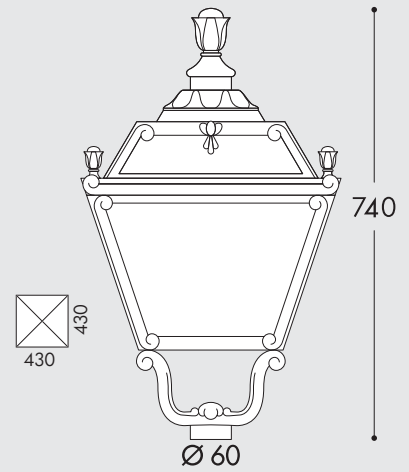
ELIA/PIETRO 60W HIGH POWER LED					
LAMP	POWER	LUMINOUS FLUX UP TO	VOLTAGE RANGE	COLOUR TEMPERATURE	
E27 HIGH POWER LED  Ø 138	60W	7600 lm	100-240V 50/60 Hz	4000K	ELIA-PIETRO =  100W HQI-SON
3000K					

ELIA



LAMP INCLUDED
HIGH POWER
LED E27

50W	4000K	Q43.000.H1L
	3000K	Q43.000.H1R
60W	4000K	Q43.000.W1L
	3000K	Q43.000.W1R

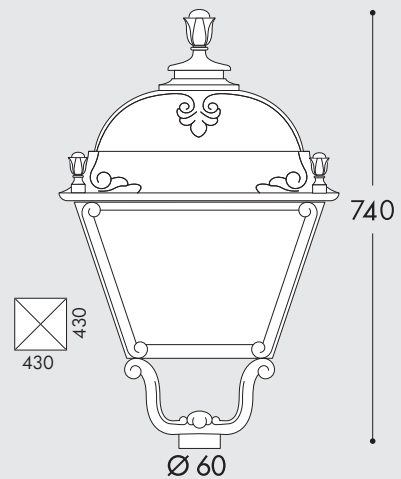


PIETRO



LAMP INCLUDED
HIGH POWER
LED E27

50W	4000K	U43.000.H1L
	3000K	U43.000.H1R
60W	4000K	U43.000.W1L
	3000K	U43.000.W1R



ELIA/PIETRO GX53 LED

CLASSIC RANGE



MADE IN ITALY



**FLAT
DIFFUSER**

GX53 LED VERSION
8x GX53 LED



**GX53
LED**

CCT SETTABLE



3000 K 4000 K 6500 K



SDCM <6

AVAILABLE COLORS


RESIN BODY (MOULDED COLOURS)		DIFFUSER	
BLACK (A)	WHITE (W)	CLEAR (X)	OPAL (Y)
			

UV TREATED ANTISHOCK RECYCLABLE CE IP55 CLASS II DOUBLE INSULATION

ELIA/PIETRO 56W GX53 LED					
LAMP	POWER	LUMINOUS FLUX (Φ TOTAL)	VOLTAGE RANGE	CCT SETTABLE	
	8x7W 56W	7800 lm	100-240V 50/60 Hz	6500K/4000K/3000K	ELIA-PIETRO  100W

ELIA/PIETRO 80W GX53 LED					
LAMP	POWER	LUMINOUS FLUX (Φ TOTAL)	VOLTAGE RANGE	CCT SETTABLE	
	8x10W 80W	10320 lm	100-240V 50/60 Hz	6500K/4000K/3000K	ELIA-PIETRO  150W

ELIA

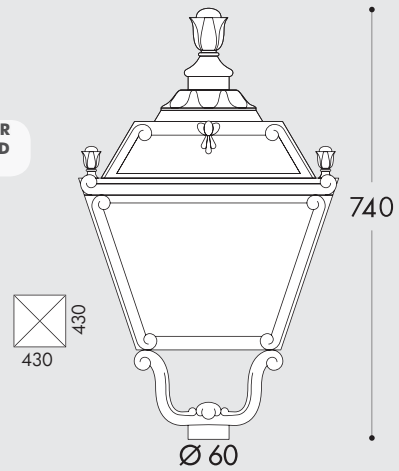


LED
GX53
LAMP
INCLUDED

**CCT
SET**

8x7W 56W	Q45.000.C8K
8x10W 80W	Q45.000.D8K

**FLAT DIFFUSER
FOR GX53 LED
VERSION**



**NEW VERSION
CCT SETTABLE LAMP**

PIETRO

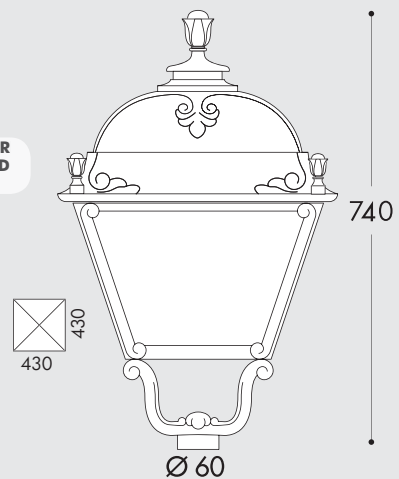


LED
GX53
LAMP
INCLUDED

**CCT
SET**

8x7W 56W	U45.000.C8K
8x10W 80W	U45.000.D8K

**FLAT DIFFUSER
FOR GX53 LED
VERSION**



**NEW VERSION
CCT SETTABLE LAMP**

GLOBE 400/GLOBE 500

CLASSIC RANGE



AVAILABLE COLORS				
RESIN BODY (MOULDED COLOURS)		DIFFUSER		
BLACK (A)	WHITE (W)	CLEAR (X)	OPAL (Y)	SMOKED (Z)



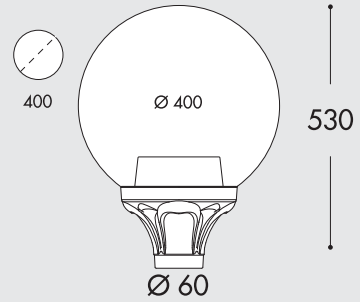
GLOBE 400



E27

G40.B40.E27

ALUMINIUM
CHROME
LOUVRE



GLOBE 500



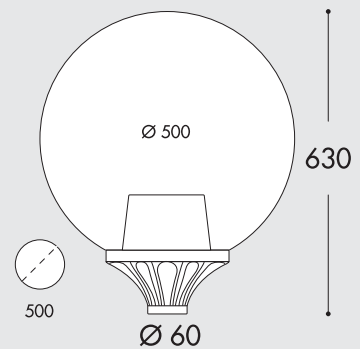
E27

G50.B50.E27

E40

G50.B50.E40

ALUMINIUM
CHROME
LOUVRE



E27 VERSION

SUITABLE FOR



HQI - SON

CLASSIC POLES



EACH POST IS SUPPLIED WITH THE SUITABLE CAGE FOR FIXATION

NEBO		TABOR		HOREB		KARMEL 3000		KARMEL 3500	
without door	000.201	without door	000.204	without door	000.207	without door	000.231	without door	000.234
with door	000.202	with door	000.205	with door	000.208	with door	000.232	with door	000.235
with door & box	000.203	with door & box	000.206	with door & box	000.209	with door & box	000.233	with door & box	000.236

Ø 60	Ø 60	Ø 60	Ø 60	Ø 60	Ø 60	Ø 60	Ø 60	Ø 60	Ø 60
2500	2500	3000	3000	3500	3500	3000	3000	3500	3500
Ø 275	Ø 275	Ø 275	Ø 275	Ø 275	Ø 275	Ø 275	Ø 275	Ø 275	Ø 275
cage type C	cage type C	cage type C	cage type C	cage type C	cage type C	cage type C	cage type C	cage type C	cage type C

AVAILABLE COLORS
MOULDED COLOURS

BLACK (A) WHITE (W)

EACH POST IS SUPPLIED WITH THE SUITABLE CAGE FOR FIXATION

CAGE - C **CAGE - D** **CAGE - E**

KARMEL 4000

without door	000.237
with door	000.238
with door & box	000.239

GIONA 4000

without door	000.221
with door	000.222
with door & box	000.223

GIONA 4500

without door	000.224
with door	000.225
with door & box	000.226

GIONA 5000

without door	000.227
with door	000.228
with door & box	000.229

Ø 60

4000

Ø 275

cage type D

Ø 60

4000

400

cage type E

Ø 60

4500

400

cage type E

Ø 60

5000

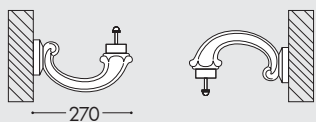
400

cage type E

WALL BRACKETS/BASE

OFIR WALL BRACKET

H.132.WAL



suggested diffuser:
SILOE - NOEMI
SIMON - TOBIA
GLOBE 400

Ø 60mm

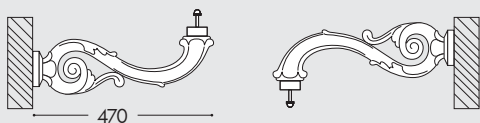


FULLY MODULAR

The unique 60mm hub allows thousands of different possible combinations to create your perfect outdoor light fitting.

ADAM WALL BRACKET

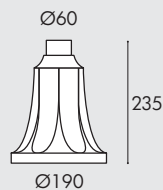
H.171.WAL



suggested diffuser:
SILOE - NOEMI
SIMON - TOBIA
ELIA - PIETRO
GLOBE

LOT BASE

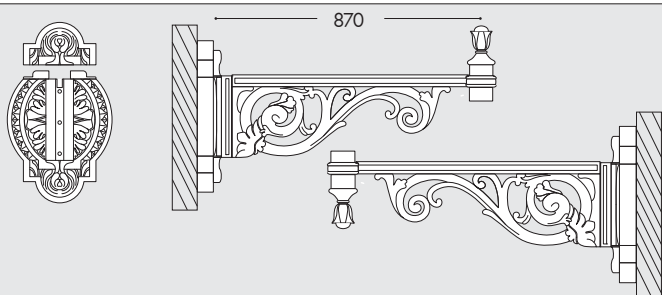
H.113



suggested diffuser:
SILOE - NOEMI
SIMON - TOBIA
ELIA - PIETRO
GLOBE

ARON WALL BRACKET


H.172 + H.172.WAL



suggested diffuser:
ELIA - PIETRO
GLOBE 500

ARON SYSTEM 1L

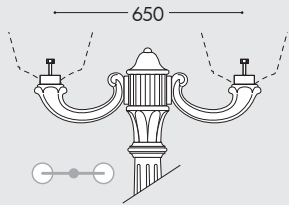
000.000.N10



suggested diffuser:
ELIA - PIETRO
GLOBE 500

OFIR SYSTEM 2L

000.000.R20

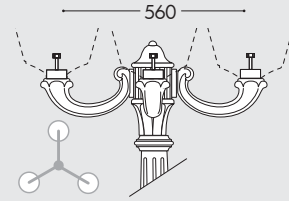


Ø60

suggested diffuser:
SILOE - NOEMI
SIMON - TOBIA
GLOBE 400

OFIR SYSTEM 3L

000.000.R30

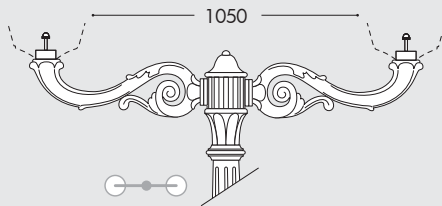


Ø60

suggested diffuser:
SILOE - NOEMI
SIMON - TOBIA
GLOBE 400

ADAM SYSTEM 2L

000.000.M20

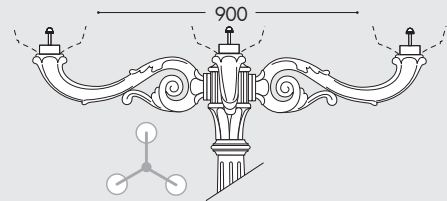


Ø60

suggested diffuser:
SILOE - NOEMI
SIMON - TOBIA
ELIA - PIETRO
GLOBE

ADAM SYSTEM 3L

000.000.M30




Ø60

suggested diffuser:
SILOE - NOEMI
SIMON - TOBIA
ELIA - PIETRO
GLOBE

ARON SYSTEM 2L

000.000.N20




Ø60

suggested diffuser:
ELIA - PIETRO
GLOBE 500

ARON SYSTEM 4L

000.000.N40



Ø60

suggested diffuser:
ELIA - PIETRO
GLOBE 500



GIUSEPPE

GINO

REMO

VIVI

PAG 34

GINO400 PAG 40
GINO500 PAG 46

REMO400 PAG 40
REMO500 PAG 46

VIVI400 PAG 36
VIVI500 PAG 42





ECOVIVI

ECOVIVI400 PAG 38
ECOVIVI500 PAG 44



BEPPE

BEPPE400 PAG 36
BEPPE500 PAG 42



ECOBEPPE

ECOBEPPE400 PAG 38
ECOBEPPE500 PAG 44



GLOBE

GLOBE400 PAG 48
GLOBE500 PAG 48

**MODERN
RANGE**



E27 HIGH POWER LED

MODERN RANGE



NEW

CB
IECEE CB
SCHEME



715

GINO 400
for details see pag. 40

NEW

CB
IECEE CB
SCHEME



715

REMO 400
for details see pag. 40

NEW

CB
IECEE CB
SCHEME



850

GINO 500
for details see pag. 46

NEW

CB
IECEE CB
SCHEME



850

REMO 500
for details see pag. 46

E27 HIGH POWER LED



SILICONE PROTECTION DRIVER

INDOOR & OUTDOOR USE

-30 +80 °C 90% HUMIDITY

VOLTAGE SURGE RESISTANT

CE
CB

LVD EMC ERP

IECEE
CB
SCHEME

for details see pag. 59

NEW

Ø100 Ø100

15W 1690 lm CCT SET 30W 3620 lm

CCT SETTABLE

3000 K 4000 K

SDCM < 6

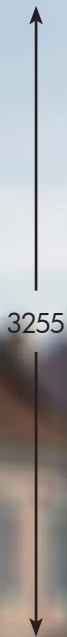
Ø118 Ø138

50W 6550 lm 60W 7600 lm



V50.364.A10.H1L

EKTOR 3000
MIDIPILAR/
VIVI 400 1L
for details see pag. 36



3255

P50.361.H1L



EKTOR 2500/
BEPPE 400
for details see pag. 36



3065

**EKTOR 2500/
GIORGIO**
for details see pag. 34



4P2.361.G10.E28

2700



ANTI RUST

**LIFETIME
GUARANTEE**

NO PAINTING
REQUIRED

**MADE IN
ITALY**

R50.254.Q1K



**MIDIPILAR/
REMO 400**
for details see pag. 40

F50.115.Q1K



**NEW LOT/
GINO 400**
for details see pag. 40

ADVANTAGES



ANTI RUST
LIFETIME GUARANTEE
NO PAINTING REQUIRED
MADE IN ITALY

ANTI CORROSION



NO MAINTENANCE




UV-RAYS STABILIZED



DOUBLE INSULATION



NOT AFFECTED BY CHEMICAL FERTILIZES

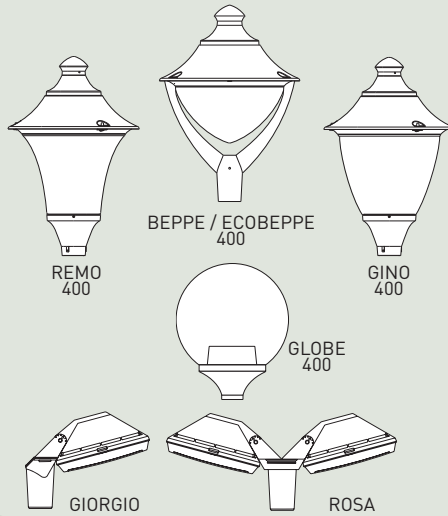


Ø60mm

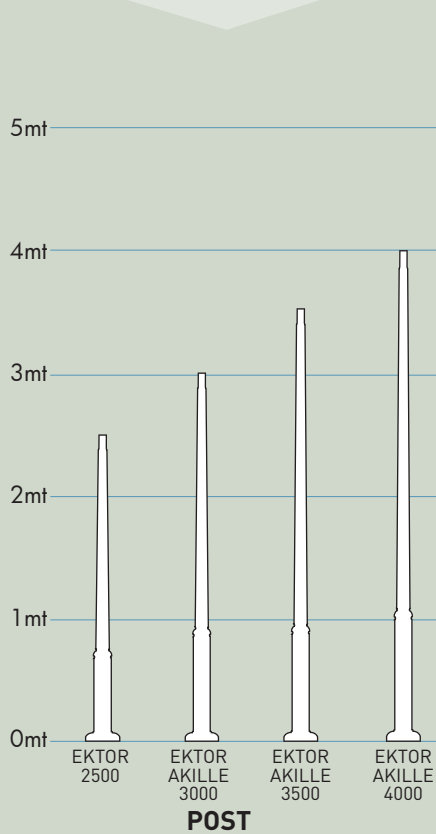
FULLY MODULAR Ø60mm



SINGLE LIGHT

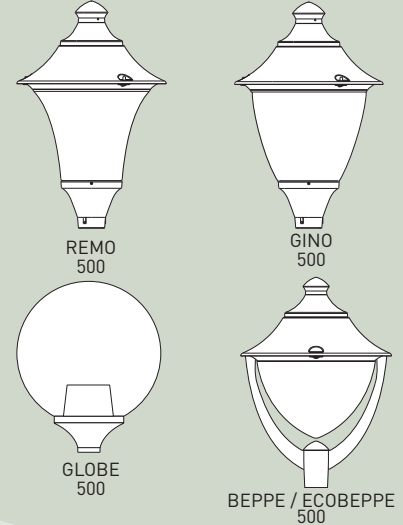


DIFFUSER

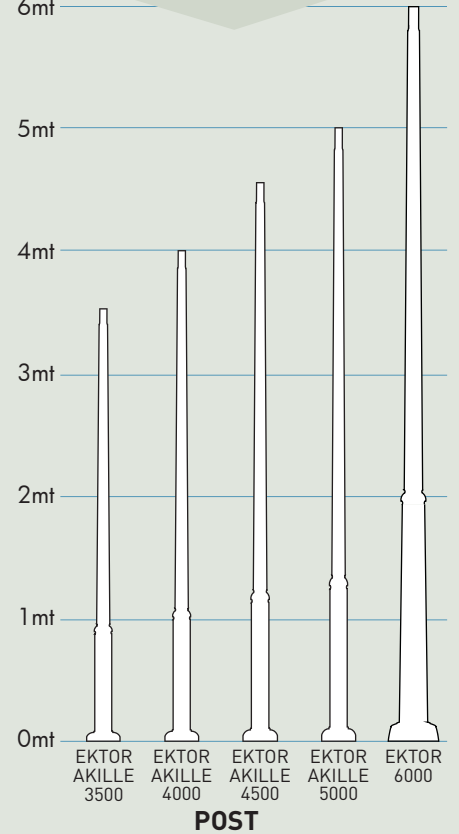


POST

SINGLE LIGHT




DIFFUSER



POST

RESIN POST OF A SINGLE PIECE WITHOUT JOINTS

Stronger, safer and more durable

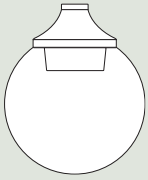


INNER METAL POLE STRUCTURE
Structural metal pole hot deep galvanized inside and outside by zinc bath immersion.

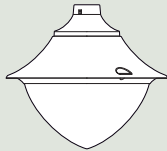
EXPANSE
High Density rigid polyurethane provides lightweight and durable cohesion between the inner metal post and the outer resin cover.

OUTER RESIN COVER
Outer coating of a single piece without joints made of shockproof resin material:
- Rust and corrosion-free
- Paste molded colors, UV stabilized
- Self-extinguishing on fire

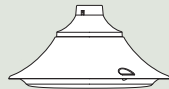
MULTI-HEAD LIGHTS



GLOBE
400

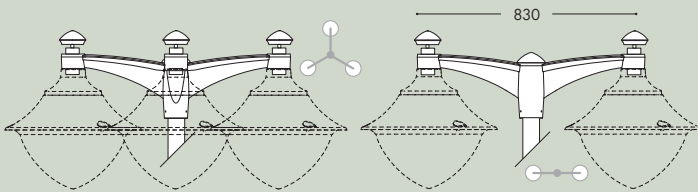
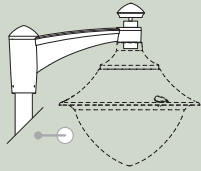


VIVI 400

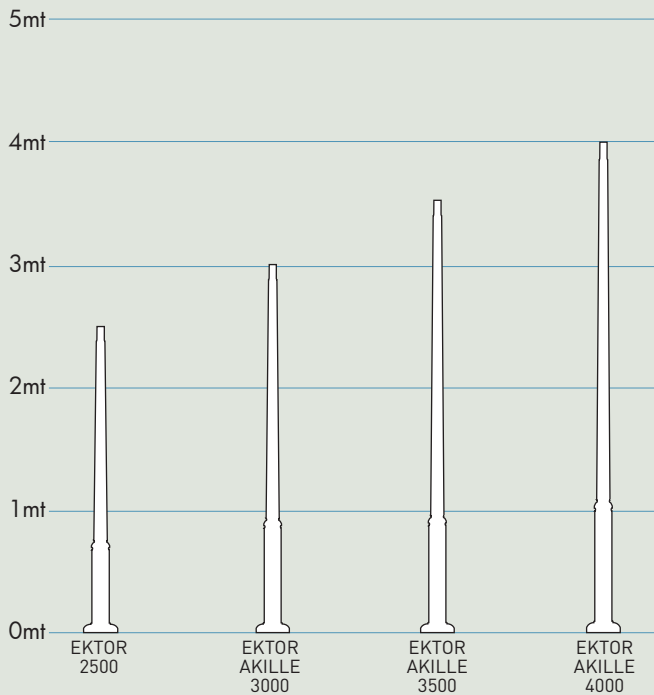


ECOVIVI 400

DIFFUSER




MIDIPILAR 1L - 2L - 3L

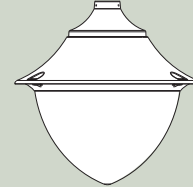


POST

MULTI-HEAD LIGHTS



GLOBE
500

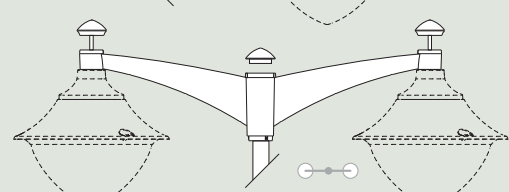
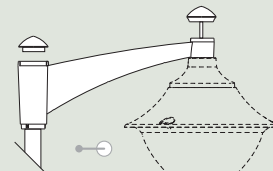


VIVI 500

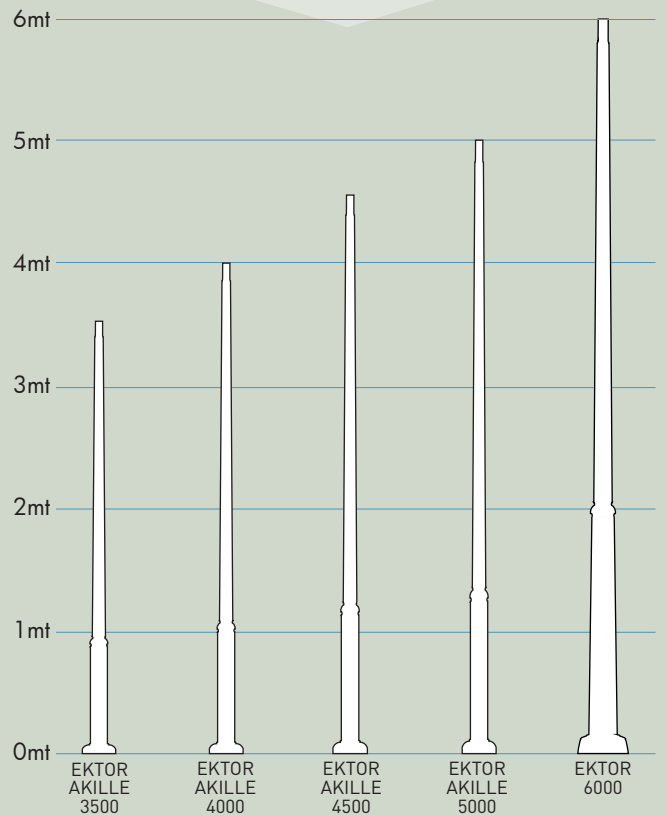


ECOVIVI 500

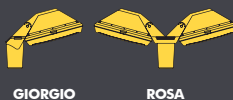
DIFFUSER



PILAR 1L - 2L



POST



CCT SETTABLE

3000 K 4000 K 6500 K

SDCM <6

GX53 MODULAR LED LIGHT SYSTEM



- **Cost saving:**
long-life and efficient LED light sources
- **Built-in driver:**
quick and easy lamp replacement
- **Great flexibility:**
GX53 standard lamp holder
- **Future-proofed luminaires:**
performances easy to upgrade to latest technology developments



AVAILABLE COLORS



RESIN BODY (MOULDED COLOURS)			DIFFUSER
BLACK (A)	GREY (L)	WHITE (W)	OPAL (Y)

AVAILABLE VERSIONS

GX53 LED	4x GX53	2x E27
CCT SET LED GX53	CCT SET LED GX53	CFL LED



GIORGIO/ROSA 4xGX53 LED					
LAMP	POWER	LUMINOUS FLUX (Φ TOTAL)	VOLTAGE RANGE	CCT SETTABLE	
	4x7W 28W	3900 lm	100-240V 50/60 Hz	6500K/4000K/3000K	TOBIA-SIMON =  70W HQI-SON

GIORGIO/ROSA GX53 LED					
LAMP	POWER	LUMINOUS FLUX (Φ TOTAL)	VOLTAGE RANGE	CCT SETTABLE	
	4x10W 40W	5160 lm	100-240V 50/60 Hz	6500K/4000K/3000K	TOBIA-SIMON =  100W HQI-SON

GX53 LED

LAMP INCLUDED:
4x GX53 LED



GIORGIO

2xE27 4P2.000.G10.E28

GX53 18W  4P1.000.G10.E1K

4x7W 28W  4P2.000.G10.C4K

4x10W 40W  4P2.000.G10.D4K

2xE27



**NEW VERSION
CCT SETTABLE LAMP**



420

153


300

Ø60




GX53 LED


LAMP INCLUDED:
8x GX53 LED




ROSA


2xE27 4P2.000.G20.E28

GX53 36W  4P1.000.G20.E1K

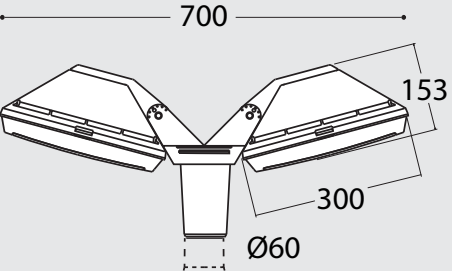
2x28W 56W  4P2.000.G20.C4K

2x40W 80W  4P2.000.G20.D4K

2xE27



**NEW VERSION
CCT SETTABLE LAMP**




700

153

300

Ø60



VIVI/BEPPE 400

MODERN RANGE



NEW HIGH POWER LED

INDOOR & OUTDOOR USE

+80°C
-30°C 90% HUMIDITY

VOLTAGE SURGE RESISTANT

30W (3620 lm)
50W (6550 lm)

More details at page 59



AVAILABLE COLORS

RESIN BODY (MOULDED COLOURS)





BLACK (A) GREY (L) WHITE (W)







DIFFUSER

CLEAR (X) OPAL (Y)




VIVI/BEPPE 400 GX53 LED					
LAMP	POWER	LUMINOUS FLUX (Φ TOTAL)	VOLTAGE RANGE	CCT SETTABLE	
	6x7W 42W	5850 lm	100-240V 50/60 Hz	6500K/4000K/3000K	VIVI-BEPPE 400 =  HQL-SON 70W
	6x10W 60W	7740 lm	100-240V 50/60 Hz	6500K/4000K/3000K	VIVI-BEPPE 400 =  HQL-SON 100W

VIVI/BEPPE 400 HIGH POWER LED					
LAMP	POWER	LUMINOUS FLUX UP TO	VOLTAGE RANGE	COLOUR TEMPERATURE	
	30W	3620 lm	100-240V 50/60 Hz	4000K/3000K CCT SET	VIVI-BEPPE 400 =  HQL-SON 50W
	50W	6550 lm	100-240V 50/60 Hz	4000K 3000K	VIVI-BEPPE 400 =  HQL-SON 70W

GX53 LED


LAMP INCLUDED:
6x GX53 LED




VIVI 400

HIGH POWER LED

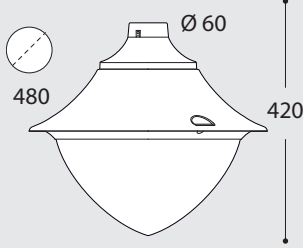
LAMP INCLUDED:
HIGH POWER LED E27






**NEW VERSION
CCT SETTABLE LAMP**


30W	CCT SET	V50.000.Q1K	NEW
		4000K V50.000.H1L	
50W	3000K	V50.000.H1R	
6x7W 42W	CCT SET	V50.000.C6K	
6x10W 60W	CCT SET	V50.000.D6K	





GX53 LED


LAMP INCLUDED:
6x GX53 LED




BEPPE 400

HIGH POWER LED

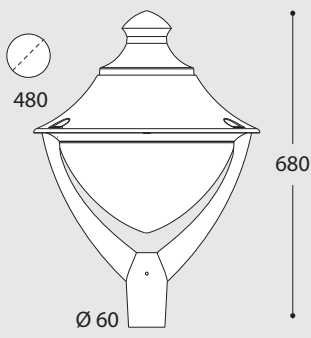
LAMP INCLUDED:
HIGH POWER LED E27






**NEW VERSION
CCT SETTABLE LAMP**

30W	CCT SET	P50.000.Q1K	NEW
		4000K P50.000.H1L	
50W	3000K	P50.000.H1R	
6x7W 42W	CCT SET	P50.000.C6K	
6x10W 60W	CCT SET	P50.000.D6K	





ECOVIVI/ECOBEPPE 400

MODERN RANGE



ECOBEPPE400



ECOVIVI400



ECOBEPPE500



ECOVIVI500



CCT SETTABLE

3000 K 4000 K 6500 K

SDCM <6



GX53 MODULAR LED LIGHT SYSTEM





- **Cost saving:**
long-life and efficient LED light sources
- **Built-in driver:**
quick and easy lamp replacement
- **Great flexibility:**
GX53 standard lamp holder
- **Future-proofed luminaries:**
performances easy to upgrade to latest technology developments

AVAILABLE COLORS			DIFFUSER
RESIN BODY (MOULDED COLOURS)			
BLACK (A)	GREY (L)	WHITE (W)	CLEAR (X)


UV-TREATED ANTISHOCK RECYCLABLE CE CB IEC62500 SCHEME IP65 CLASS II DOUBLE INSULATION

ECOVIVI/ECOBEPPE 400 42W GX53 LED					
LAMP	POWER	LUMINOUS FLUX (Φ TOTAL)	VOLTAGE RANGE	CCT SETTABLE	
	6x7W 42W	5850 lm	100-240V 50/60 Hz	6500K/4000K/3000K	ECOVIVI- ECOBEPPE 400 =  70W HQI-SON

ECOVIVI/ECOBEPPE 400 60W GX53 LED					
LAMP	POWER	LUMINOUS FLUX (Φ TOTAL)	VOLTAGE RANGE	CCT SETTABLE	
	6x10W 60W	7740 lm	100-240V 50/60 Hz	6500K/4000K/3000K	ECOVIVI- ECOBEPPE 400 =  100W HQI-SON

GX53 LED

LAMP INCLUDED:
**6x GX53
LED**



ECOVIVI 400

E27

E27

EV4.000.E27

E40

EV4.000.E40

**6x7W
42W**


CCT SET

EV4.000.C6K

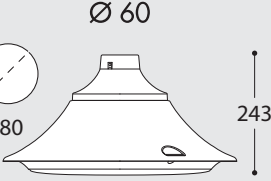
**6x10W
60W**

CCT SET

EV4.000.D6K




480



Ø 60

243




480

**NEW VERSION
CCT SETTABLE LAMP**

**E27 VERSION
SUITABLE FOR
HQI - SON**

GX53 LED

LAMP INCLUDED:
**6x GX53
LED**



ECOBEPPE 400

E27

E27

EP5.000.E27

E40

EP5.000.E40

**6x7W
42W**


CCT SET

EP5.000.C6K

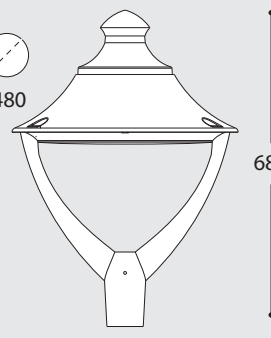
**6x10W
60W**

CCT SET

EP5.000.D6K




480



Ø 60

680




480

**NEW VERSION
CCT SETTABLE LAMP**

**E27 VERSION
SUITABLE FOR
HQI - SON**

GINO/REMO 400

MODERN RANGE



**NEW VERSION
HIGH POWER LED**

NEW HIGH POWER LED

**INDOOR &
OUTDOOR
USE**

+80°C
-30°C

90%
HUMIDITY

VOLTAGE SURGE
RESISTANT



30W (3620 lm)
50W (6550 lm)

More details at page 59



AVAILABLE COLORS

RESIN BODY (MOULDED COLOURS)

BLACK (A)

GREY (L)





WHITE (W)





DIFFUSER

CLEAR (X)

OPAL (Y)



GINO/REMO 400 GX53 LED					
LAMP	POWER	LUMINOUS FLUX (Φ TOTAL)	VOLTAGE RANGE	CCT SETTABLE	
	6x7W 42W	5850 lm	100-240V 50/60 Hz	6500K/4000K/3000K	GINO-REMO 400 =  70W HQI-SON
	6x10W 60W	7740 lm	100-240V 50/60 Hz	6500K/4000K/3000K	GINO-REMO 400 =  100W HQI-SON

GINO/REMO 400 HIGH POWER LED					
LAMP	POWER	LUMINOUS FLUX UP TO	VOLTAGE RANGE	COLOUR TEMPERATURE	
	30W	3620 lm	100-240V 50/60 Hz	4000K/3000K CCT SET	GINO-REMO 400 =  50W HQI-SON
	50W	6550 lm	100-240V 50/60 Hz	4000K 3000K	GINO-REMO 400 =  70W HQI-SON

GINO 400

30W **CCT SET** F50.000.Q1K **NEW**

4000K F50.000.H1L
3000K F50.000.H1R

**6x7W
42W** **CCT SET** F50.000.C6K

**6x10W
60W** **CCT SET** F50.000.D6K



HIGH POWER LED

LAMP INCLUDED: **HIGH POWER LED E27**



NEW

LAMP INCLUDED: **6x GX53 LED**



**NEW VERSION
CCT SETTABLE LAMP**

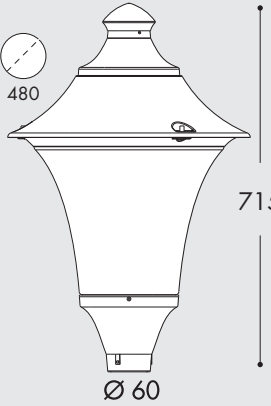
REMO 400

30W **CCT SET** R50.000.Q1K **NEW**

4000K R50.000.H1L
3000K R50.000.H1R


**6x7W
42W** **CCT SET** R50.000.C6K

**6x10W
60W** **CCT SET** R50.000.D6K




HIGH POWER LED

LAMP INCLUDED: **HIGH POWER LED E27**



NEW

LAMP INCLUDED: **6x GX53 LED**



**NEW VERSION
CCT SETTABLE LAMP**

VIVI/BEPPE 500

MODERN RANGE



NEW HIGH POWER LED

INDOOR & OUTDOOR USE

+80°C
-30°C 90% HUMIDITY





VOLTAGE SURGE RESISTANT





50W (6550 lm)
60W (7600 lm)

More details at page 59




AVAILABLE COLORS				
RESIN BODY (MOULDED COLOURS)			DIFFUSER	
BLACK (A)	GREY (L)	WHITE (W)	CLEAR (X)	OPAL (Y)

VIVI/BEPPE 500 GX53 LED					
LAMP	POWER	LUMINOUS FLUX (Φ TOTAL)	VOLTAGE RANGE	CCT SETTABLE	
	9x7W 63W	8775 lm	100-240V 50/60 Hz	6500K/4000K/3000K	VIVI-BEPPE 500 =  100W
	9x10W 90W	11610m	100-240V 50/60 Hz	6500K/4000K/3000K	VIVI-BEPPE 500 =  150W

VIVI/BEPPE 500 HIGH POWER LED					
LAMP	POWER	LUMINOUS FLUX UP TO	VOLTAGE RANGE	COLOUR TEMPERATURE	
	50W	6550 lm	100-240V 50/60 Hz	4000K 3000K	VIVI-BEPPE 500 =  70W
	60W	7600 lm	100-240V 50/60 Hz	4000K 3000K	VIVI-BEPPE 500 =  100W

GX53 LED


LAMP INCLUDED:
9x GX53 LED




VIVI 500

HIGH POWER LED

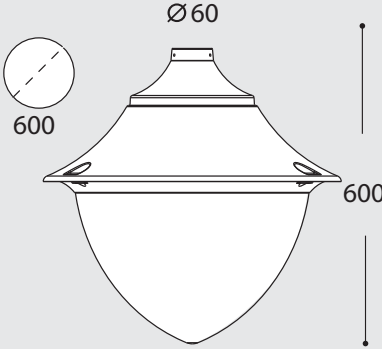
LAMP INCLUDED:
HIGH POWER LED E27



**NEW VERSION
CCT SETTABLE LAMP**




50W	4000K	V60.000.H1L
	3000K	V60.000.H1R
60W	4000K	V60.000.W1L
	3000K	V60.000.W1R
9x7W 63W	CCT SET	V60.000.C9K
	CCT SET	V60.000.D9K




Ø 60
600

**NEW VERSION
CCT SETTABLE LAMP**



GX53 LED


LAMP INCLUDED:
9x GX53 LED




BEPPE 500

HIGH POWER LED

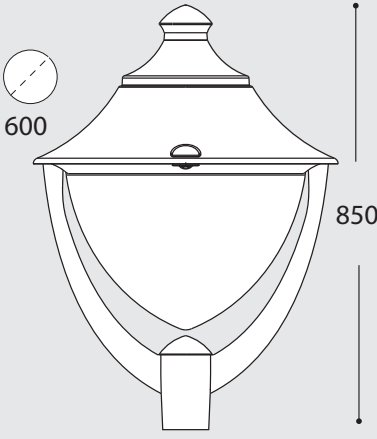
LAMP INCLUDED:
HIGH POWER LED E27



**NEW VERSION
CCT SETTABLE LAMP**




50W	4000K	P60.000.H1L
	3000K	P60.000.H1R
60W	4000K	P60.000.W1L
	3000K	P60.000.W1R
9x7W 63W	CCT SET	P60.000.C9K
	CCT SET	P60.000.D9K



600
850
Ø 60

**NEW VERSION
CCT SETTABLE LAMP**



ECOVIVI/ECOBEPPE 500

MODERN RANGE



ECOBEPPE400



ECOVIVI400



ECOBEPPE500



ECOVIVI500



CCT SETTABLE

3000 K 4000 K 6500 K

SDCM <6



GX53 MODULAR LED LIGHT SYSTEM





- **Cost saving:** long-life and efficient LED light sources
- **Built-in driver:** quick and easy lamp replacement
- **Great flexibility:** GX53 standard lamp holder
- **Future-proof luminaries:** performances easy to upgrade to latest technology developments

AVAILABLE COLORS			DIFFUSER
RESIN BODY (MOULDED COLOURS)			
BLACK (A)	GREY (L)	WHITE (W)	CLEAR (X)


UV TREATED ANTI-SHOCK RECYCLABLE CE CB IECB SCHEME IP65 CLASS II DOUBLE INSULATION

ECOVIVI/ECOBEPPE 500 63W GX53 LED					
LAMP	POWER	LUMINOUS FLUX (Φ TOTAL)	VOLTAGE RANGE	CCT SETTABLE	
	9x7W 63W	8775 lm	100-240V 50/60 Hz	6500K/4000K/3000K	ECOVIVI - ECOBEPPE 500  100W

ECOVIVI/ECOBEPPE 500 90W GX53 LED					
LAMP	POWER	LUMINOUS FLUX (Φ TOTAL)	VOLTAGE RANGE	CCT SETTABLE	
	9x10W 90W	11610 lm	100-240V 50/60 Hz	6500K/4000K/3000K	ECOVIVI - ECOBEPPE 500  150W

GX53 LED

LAMP INCLUDED:
**9x GX53
LED**



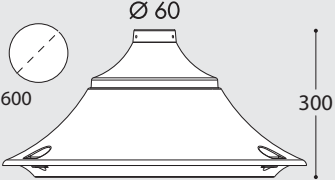
ECOVIVI 500

E27 EV6.000.E27


E40 EV6.000.E40



9x7W 63W **CCT SET** EV6.000.C9K

9x10W 90W **CCT SET** EV6.000.D9K



E27

E27 VERSION
SUITABLE FOR
 **HQI - SON**

GX53 LED

LAMP INCLUDED:
**9x GX53
LED**



ECOBEPPE 500

E27 EP6.000.E27

E40 EP6.000.E40

9x7W 63W **CCT SET** EP6.000.C9K

9x10W 90W **CCT SET** EP6.000.D9K



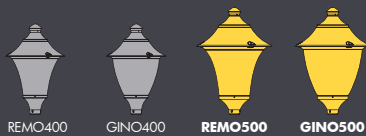
E27

E27 VERSION
SUITABLE FOR
 **HQI - SON**




GINO/REMO 500

MODERN RANGE



**NEW VERSION
HIGH POWER LED**

NEW HIGH POWER LED

**INDOOR &
OUTDOOR
USE**

+80°C
-30°C

90%
HUMIDITY

VOLTAGE SURGE
RESISTANT



50W (6550 lm)
60W (7600 lm)



More details at page 59

AVAILABLE COLORS

RESIN BODY (MOULDED COLOURS)




BLACK (A) GREY (L) WHITE (W)







DIFFUSER

CLEAR (X) OPAL (Y)



GINO/REMO 500 GX53 LED					
LAMP	POWER	LUMINOUS FLUX (Φ TOTAL)	VOLTAGE RANGE	CCT SETTABLE	
	9x7W 63W	8775 lm	100-240V 50/60 Hz	6500K/4000K/3000K	GINO-REMO 500 =  100W HQL-SON
	9x10W 90W	11610 lm		6500K/4000K/3000K	GINO-REMO 500 =  148W HQL-SON

GINO/REMO 500 HIGH POWER LED					
LAMP	POWER	LUMINOUS FLUX UP TO	VOLTAGE RANGE	COLOUR TEMPERATURE	
	50W	6550 lm	100-240V 50/60 Hz	4000K	VIVI-BEPPE 500 =  70W HQL-SON
				3000K	
	60W	7600 lm	100-240V 50/60 Hz	4000K	VIVI-BEPPE 500 =  100W HQL-SON
				3000K	

GX53 LED

LAMP INCLUDED:
9x GX53

LED



LED



**NEW VERSION
CCT SETTABLE LAMP**

GINO 500

50W

4000K F60.000.H1L

3000K F60.000.H1R

60W

4000K F60.000.W1L

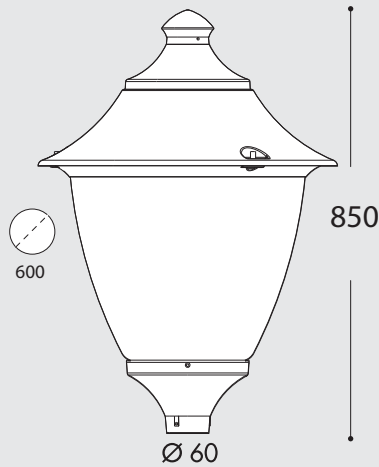
3000K F60.000.W1R

9x7W
63W

CCT SET F60.000.C9K

9x10W
90W

CCT SET F60.000.D9K



HIGH POWER LED

LAMP INCLUDED:
HIGH POWER

LED E27





NEW

GX53 LED

LAMP INCLUDED:
9x GX53

LED



LED



**NEW VERSION
CCT SETTABLE LAMP**

REMO 500

50W

4000K R60.000.H1L

3000K R60.000.H1R

60W

4000K R60.000.W1L

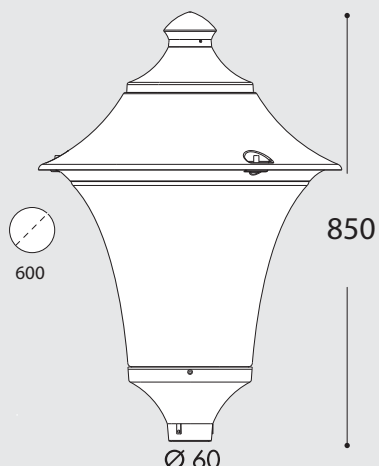
3000K R60.000.W1R

9x7W
63W

CCT SET R60.000.C9K

9x10W
90W

CCT SET R60.000.D9K



HIGH POWER LED

LAMP INCLUDED:
HIGH POWER

LED E27





NEW

GLOBE 400/GLOBE 500

MODERN RANGE



MADE IN ITALY



AVAILABLE COLORS					
RESIN BODY [MOULDED COLOURS]			DIFFUSER		
BLACK (A)	GREY (L)	WHITE (W)	CLEAR (X)	OPAL (Y)	SMOKED (Z)



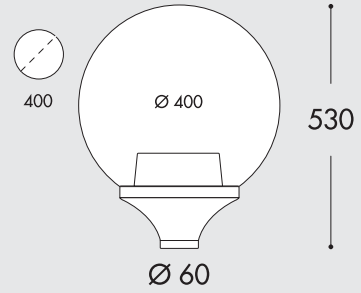
GLOBE 400



E27

G41.B40.E27

**ALUMINIUM
CHROME
LOUVRE**



GLOBE 500



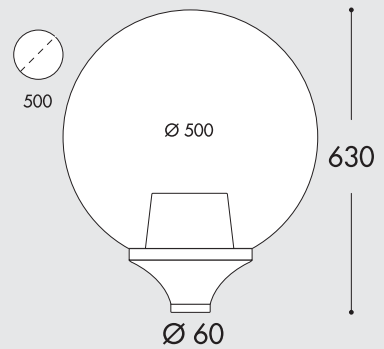
E27

G51.B50.E27

E40

G51.B50.E40

**ALUMINIUM
CHROME
LOUVRE**



E27 VERSION

SUITABLE FOR

 **HQI - SON**

MODERN POLES



ANTI CORROSION

UV-RAYS STABILIZED



NO MAINTENANCE



DOUBLE INSULATION





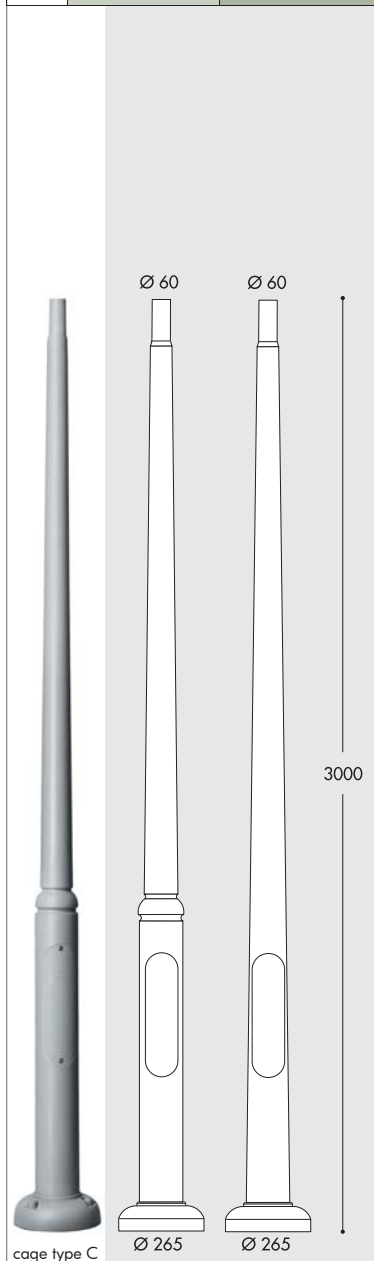

NOT AFFECTED BY CHEMICAL FERTILIZES

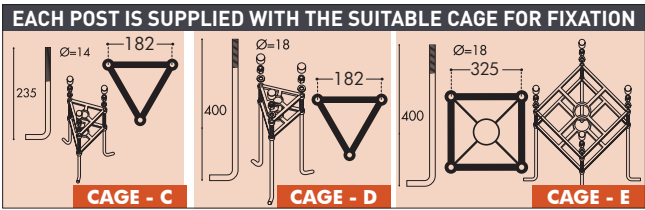



	EKTOR 4000	AKILLE 4000
without door	000.371	000.421
with door	000.372	000.422
with door & box	000.373	000.423

EACH POST IS SUPPLIED WITH THE SUITABLE CAGE FOR FIXATION

EKTOR 2500		EKTOR 3000		AKILLE 3000		EKTOR 3500		AKILLE 3500	
without door	000.361	without door	000.364	000.414	without door	000.367	000.417		
with door	000.362	with door	000.365	000.415	with door	000.368	000.418		
with door & box	000.363	with door & box	000.366	000.416	with door & box	000.369	000.419		


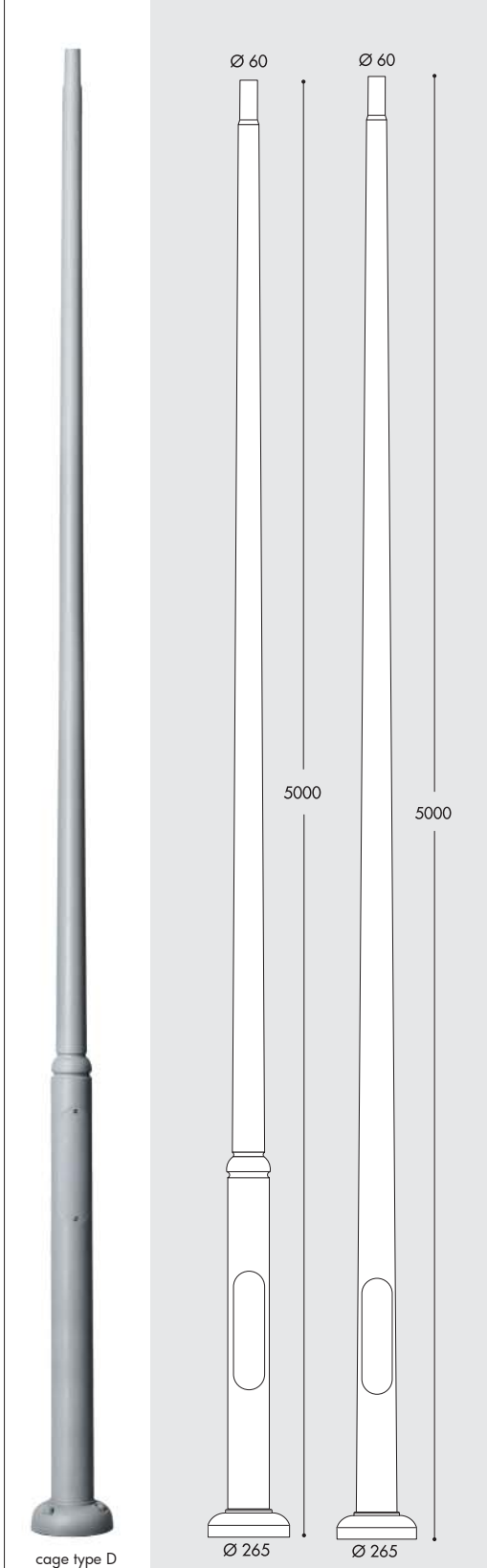
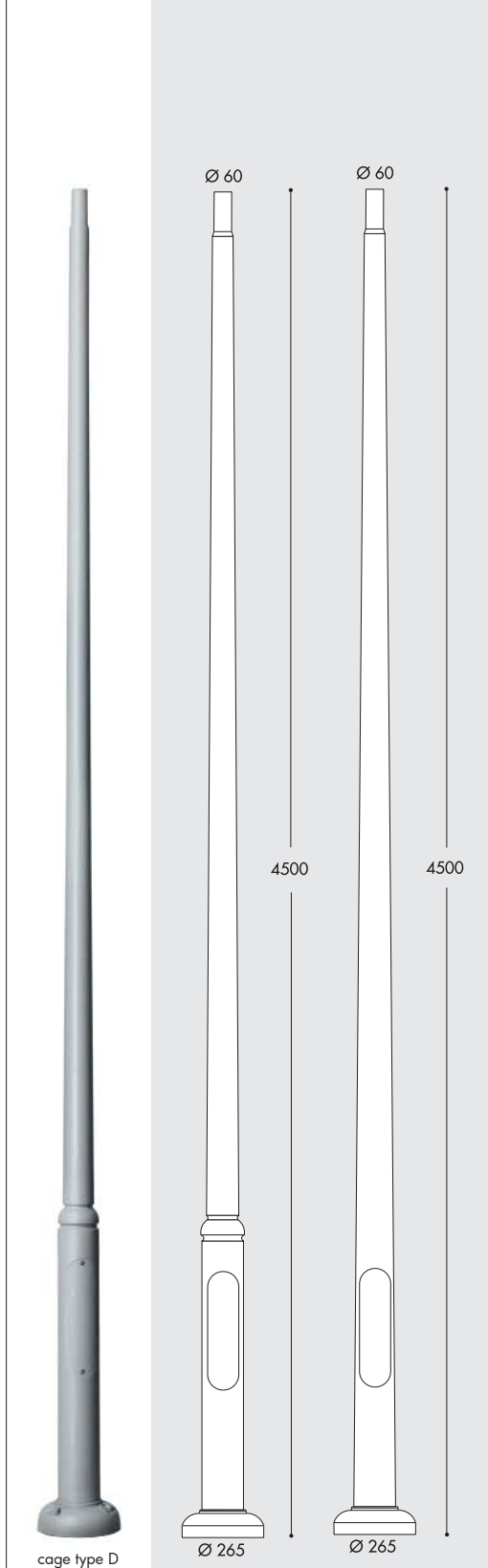




EKTOR 6000	
without door	000.384
with door	000.385
with door & box	000.386

	EKTOR 4500	AKILLE 4500
without door	000.374	000.424
with door	000.375	000.425
with door & box	000.376	000.426

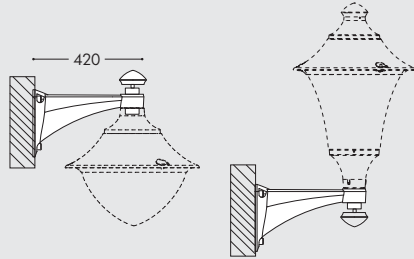
	EKTOR 5000	AKILLE 5000
without door	000.377	000.427
with door	000.378	000.428
with door & box	000.379	000.429



WALL BRACKETS/BASE

MIDIPILAR WALL BRACKET

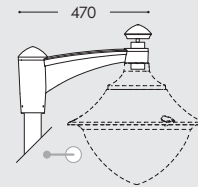
H.254.WAL



suitable for:
GINO 400 - REMO400
VIVI 400 - ECOVIVI 400
GLOBE 400

MIDIPILAR SYSTEM 1L

000.000.A10

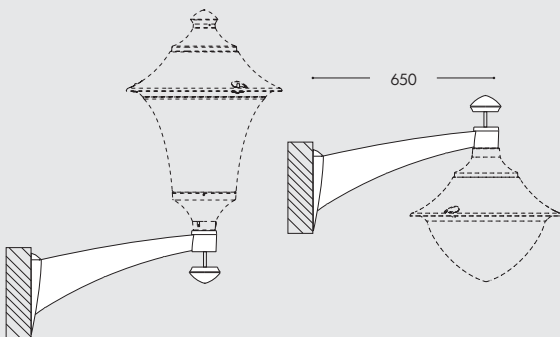


Ø60

suitable for:
VIVI 400 - ECOVIVI 400
GLOBE 400

PILAR WALL BRACKET

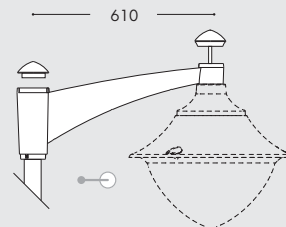
H.253.WAL



suitable for:
GINO 500 - REMO 500
VIVI 500 - ECOVIVI 500
BEPPE 500 - GLOBE 500

PILAR SYSTEM 1L

000.000.P10



Ø60

suitable for:
VIVI 500 - ECOVIVI 500
GLOBE 500

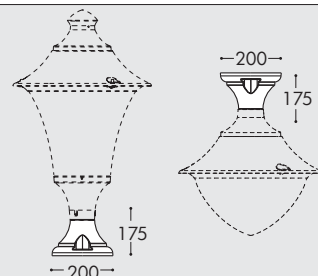
NEW LOT BASE

Ø60



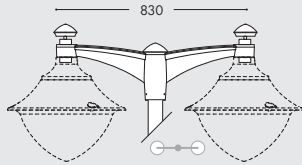
suitable for:
GINO 400 - REMO400
VIVI 400 - ECOVIVI 400
BEPPE 400 - ECOBEPPE 400
GLOBE 400 - GINO 500
REMO500 - VIVI 500
ECOVIVI 500 - GLOBE 500

H.115



MIDIPILAR SYSTEM 2L

000.000.A20

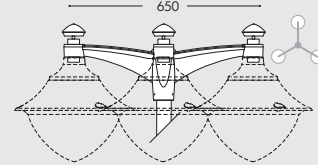


Ø60

suitable for:
VIVI 400 - ECOVIVI 400
GLOBE 400

MIDIPILAR SYSTEM 3L

000.000.A30

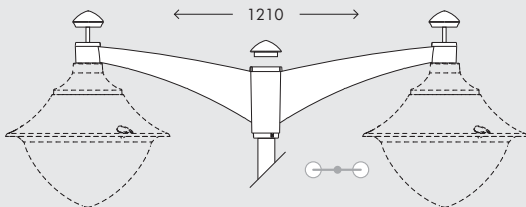


Ø60

suitable for:
VIVI 400 - ECOVIVI 400
GLOBE 400

PILAR SYSTEM 2L

000.000.P20



Ø60

suitable for:
VIVI 500 - ECOVIVI 500
GLOBE 500



Ø 60mm

FULLY MODULAR

The unique 60mm hub allows thousands of different possible combinations to create your perfect outdoor light fitting.

LUIGI HIGH-BAY

MODERN RANGE



LUIGI 500-DR



LUIGI 500



LUIGI 400-DR



LUIGI 400



NEW HIGH POWER LED

INDOOR & OUTDOOR USE

+80°C
-30°C

90% HUMIDITY

VOLTAGE SURGE RESISTANT

50W (6550 lm)
60W (7600 lm)

More details at page 59



CCT SETTABLE

3000 K 4000 K 6500 K

SDCM <6

GX53 MODULAR LED LIGHT SYSTEM



- **Cost saving:** long-life and efficient LED light sources
- **Built-in driver:** quick and easy lamp replacement
- **Great flexibility:** GX53 standard lamp holder
- **Future-proofed luminaries:** performances easy to upgrade to latest technology developments

AVAILABLE COLORS

RESIN BODY (MOULDED COLOURS)

BLACK (A) GREY (L) WHITE (W)



DIFFUSER

CLEAR (X) OPAL (Y)



HIGH POWER LED					
LAMP	POWER	LUMINOUS FLUX UP TO	VOLTAGE RANGE	COLOUR TEMPERATURE	
E27 HIGH POWER LED Ø 100	30W	3620 lm	100-240V 50/60 Hz	4000K/3000K CCT SET	= 50W HQI-SON
E27 HIGH POWER LED Ø 118	50W	6550 lm	100-240V 50/60 Hz	4000K 3000K	= 70W HQI-SON
E27 HIGH POWER LED Ø 138	60W	7600 lm	100-240V 50/60 Hz	4000K 3000K	= 100W HQI-SON

GX53 LED					
LAMP	POWER	LUMINOUS FLUX (Ø TOTAL)	VOLTAGE RANGE	CCT SETTABLE	
	6x7W 42W	5850 lm	100-240V 50/60 Hz	6500K/4000K/3000K	= 70W HQI-SON
	6x10W 60W	7740 lm	100-240V 50/60 Hz	6500K/4000K/3000K	= 100W HQI-SON
	9x7W 63W	8775 lm	100-240V 50/60 Hz	6500K/4000K/3000K	= 100W HQI-SON
	9x10W 90W	11610 lm	100-240V 50/60 Hz	6500K/4000K/3000K	= 150W HQI-SON

LUIGI 500-DR HIGH POWER LED

LAMP INCLUDED: HIGH POWER LED E27

50W LED	4000K	L51.128.H1L
3000K		L51.128.H1R
60W LED	4000K	L51.128.W1L
3000K		L51.128.W1R

9x7W 63W	CCT SET	L5F.128.C9K
9x10W 90W	CCT SET	L5F.128.D9K

LUIGI 500 GX53 LED

LAMP INCLUDED: GX53 LED

**NEW VERSION
CCT SETTABLE LAMP**

LUIGI 400-DR HIGH POWER LED

LAMP INCLUDED: HIGH POWER LED E27

30W LED	CCT SET	L41.128.Q1K	NEW
50W LED	4000K	L41.128.H1L	
3000K		L41.128.H1R	

6x7W 42W	CCT SET	L4F.128.C6K
6x10W 60W	CCT SET	L4F.128.D6K

LUIGI 400 GX53 LED

LAMP INCLUDED: GX53 LED

**NEW VERSION
CCT SETTABLE LAMP**

G9LED

	POWER	1,7 W	
	LUMINOUS FLUX (Φ TOTAL)	3000 K	150 lm
		4000 K	150 lm
SIZE & SOCKET			
<p>COMPLY WITH: EU 2019/2015 EU 2019/2020</p>	VOLTAGE	100-240 V	
	FREQUENCY	50/60 Hz	
	PSTLM (NO FLICKER)	<1	
	SVM	0,9	
	CRI	> 80	
	SDCM	<6	
	SWITCHING CYCLE	>40.000	
	WARM UP TIME	≤ 0,5"	
	LIFETIME	15.000 h	
	KELVIN	3000 K	4000 K
	EFFICIENCY CLASS	F	F
	REF. CODE	H.LED.G09.3K	H.LED.G09.4K

GU10 LED - CCT SETTABLE				
	POWER	3,5 W	6 W	
	LUMINOUS FLUX (Φ TOTAL)	2700 K	329 lm	562 lm
		4000 K	366 lm	615 lm
SIZE & SOCKET	<p>90% savings =35W halogen</p>		<p>88% savings =50W halogen</p>	
<p>CCT SETTABLE 2700 K 4000 K</p> <p>SDCM <3</p> <p>SILICONE PROTECTION DRIVER</p> <p>INDOOR & OUTDOOR USE</p> <p>-30 +80 °C 90% HUMIDITY</p> <p>VOLTAGE SURGE RESISTANT</p> <p>COMPLY WITH: EU 2019/2015 EU 2019/2020</p>	LUMINOUS FLUX (Φ USE 90°)	260 lm	440 lm	
	VOLTAGE	100-240 V		
	FREQUENCY	50/60 Hz		
	DISPLACEMENT FACTOR	>0		
	PSTLM (NO FLICKER)	<1		
	SVM	0,4		
	CRI	> 80		
	SDCM	<3		
	BEAM ANGLE	43°		
	SWITCHING CYCLE	> 25.000		
	WARM UP TIME	≤ 0,5"		
	LIFETIME	25.000 h		
EFFICIENCY CLASS	F	F		
REF. CODE	H.LED.GU10.CCT	H2.LED.GU10.CCT		

R7s LED 78mm- CCT SETTABLE

SIZE & SOCKET		POWER	3,5W
		LUMINOUS FLUX (Φ TOTAL)	2700 K
4000 K	365 lm		
6500 K	365 lm		
		VOLTAGE	100-240 V
		FREQUENCY	50/60 Hz
		DISPLACEMENT FACTOR	>0
		PSTLM (NO FLICKER)	<1
		SVM	0,4
		CRI	> 80
		SDCM	<6
		SWITCHING CYCLE	45.000
		WARM UP TIME	≤ 0,5"
		LIFETIME	25.000 h
		EFFICIENCY CLASS	F
		REF. CODE	H7.LED.R7S.CCT
		COMPLY WITH: EU 2019/2015 EU 2019/2020	

R7s LED 118mm- CCT SETTABLE

SIZE & SOCKET		POWER	7,5 W
		LUMINOUS FLUX (Φ TOTAL)	2700 K
4000 K	775 lm		
6500 K	790 lm		
		VOLTAGE	100-240 V
		FREQUENCY	50/60 Hz
		DISPLACEMENT FACTOR	>0,5
		PSTLM (NO FLICKER)	<1
		SVM	0,4
		CRI	> 80
		SDCM	<6
		SWITCHING CYCLE	45.000
		WARM UP TIME	≤ 0,5"
		LIFETIME	25.000 h
		EFFICIENCY CLASS	F
		REF. CODE	H8.LED.R7S.CCT
		COMPLY WITH: EU 2019/2015 EU 2019/2020	

R7s LED 189mm- CCT SETTABLE

SIZE & SOCKET		POWER	10,5 W
		LUMINOUS FLUX (Φ TOTAL)	2700 K
4000 K	1130 lm		
6500 K	1060 lm		
		VOLTAGE	100-240 V
		FREQUENCY	50/60 Hz
		DISPLACEMENT FACTOR	>0,7
		PSTLM (NO FLICKER)	<1
		SVM	0,4
		CRI	> 80
		SDCM	<6
		SWITCHING CYCLE	45.000
		WARM UP TIME	≤ 0,5"
		LIFETIME	25.000 h
		EFFICIENCY CLASS	F
		REF. CODE	H9.LED.R7S.CCT
		COMPLY WITH: EU 2019/2015 EU 2019/2020	



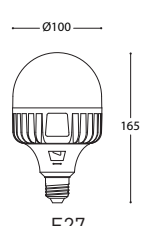
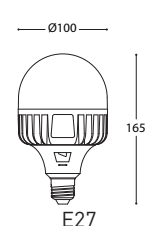
E27 LED A60- CCT SETTABLE

	POWER	8,5 W	11 W	
	LUMINOUS FLUX (Φ TOTAL)	2700 K	840 lm	1100 lm
		4000 K	920 lm	1200 lm
	6500 K	920 lm	1200 lm	
	SIZE & SOCKET	<p>E27</p>	<p>E27</p>	
	VOLTAGE	100-240 V	100-240 V	
FREQUENCY	50/60 Hz	50/60 Hz		
DISPLACEMENT FACTOR	>0,5	>0,7		
PSTLM (NO FLICKER)	< 1	< 1		
SVM	< 0,4	< 0,4		
CRI	> 80	> 80		
SDCM	<6	<6		
LIFETIME	25.000 h	25.000 h		
EFFICIENCY CLASS	F	F		
REF. CODE	H.LED.A60.CCT	H2.LED.A60.CCT		


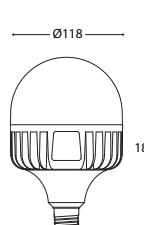
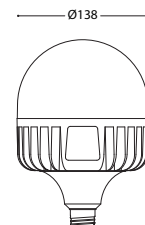
E27 LED FILAMENT A60

	POWER	6,5 W
	LUMINOUS FLUX (Φ TOTAL)	2700 K
	SIZE & SOCKET	<p>E27</p>
	VOLTAGE	100-240 V
FREQUENCY	50/60 Hz	
DISPLACEMENT FACTOR	>0,5	
CRI	> 80	
SWITCHING CYCLE	>100.000	
WARM UP TIME	≤ 0,5"	
LIFETIME	25.000 h	
EFFICIENCY CLASS	E	
REF. CODE	H.LED.FIL.3K(V3)	

E27 HIGH POWER LED

 	POWER		15 W	30W
	LUMINOUS FLUX (Φ TOTAL)	3000 K	1545 lm	3325lm
4000 K		1690 lm	3620 lm	
SIZE & SOCKET				
	NEW VERSION CCT SETTABLE LAMP			
<p>CCT SETTABLE</p> <p>SDCM <6</p> <p>3000 K 4000 K</p> <p>SILICONE PROTECTION DRIVER</p> <p>INDOOR & OUTDOOR USE</p> <p>-30 +80 °C 90% HUMIDITY</p> <p>VOLTAGE SURGE RESISTANT</p> <p>ENERGY</p> <p>FUMAGALLI SRL H.LED.HIP.CCT</p> <p>A B C D E F G</p> <p>30 kWh/1000h</p> <p>COMPLY WITH: EU 2019/2015 EU 2019/2020</p> <p>TUV SUD</p> <p>CE LVD EMC CB ERP</p> <p>IECEE CB SCHEME</p> <p>IECEE CB CERTIFICATE: SG PSB-LE-01712 SG PSB-LE-01708</p>	VOLTAGE	100-240 V	100-240 V	
	FREQUENCY	50/60 Hz	50/60 Hz	
	DISPLACEMENT FACTOR	>0,7	>0,9	
	PSTLM (NO FLICKER)	<1	<1	
	SVM	0,4	0,4	
	CRI	> 80	> 80	
	SWITCHING CYCLE	30.000	30.000	
	WARM UP TIME	< 0,5"	< 1"	
	LIFETIME	25.000 h	25.000 h	
	EFFICIENCY CLASS	F	E	
REF. CODE	H3.LED.HIP.CCT	H2.LED.HIP.CCT		

E27 HIGH POWER LED

	POWER		50 W	60W
	LUMINOUS FLUX (Φ TOTAL)	3000 K	5850 lm	6600 lm
4000 K		6550 lm	7600 lm	
SIZE & SOCKET				
	<p>SILICONE PROTECTION DRIVER</p> <p>INDOOR & OUTDOOR USE</p> <p>-30 +80 °C 90% HUMIDITY</p> <p>VOLTAGE SURGE RESISTANT</p> <p>ENERGY</p> <p>FUMAGALLI SRL H.LED.HIP.4K(CCT)</p> <p>A B C D E F G</p> <p>50 kWh/1000h</p> <p>COMPLY WITH: EU 2019/2015 EU 2019/2020</p> <p>TUV SUD</p> <p>CE LVD EMC CB ERP</p> <p>IECEE CB SCHEME</p> <p>IECEE CB CERTIFICATE: SG PSB-LE-01707 SG PSB-LE-01705</p>			
VOLTAGE	100-240 V	100-240 V		
FREQUENCY	50/60 Hz	50/60 Hz		
DISPLACEMENT FACTOR	>0,9	>0,9		
PSTLM (NO FLICKER)	<1	<1		
SVM	0,4	0,4		
CRI	> 80	> 80		
SWITCHING CYCLE	30.000	30.000		
WARM UP TIME	< 1"	< 0,5"		
LIFETIME	25.000 h	25.000 h		
KELVIN	3000 K	4000 K	3000 K	4000 K
EFFICIENCY CLASS	E	E	E	E
REF. CODE	H.LED.HIP.3K	H.LED.HIP.4K	H4.LED.HIP.3K	H4.LED.HIP.4K



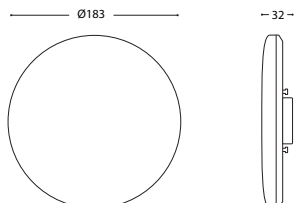
GX53 LED Ø75mm- CCT SETTABLE




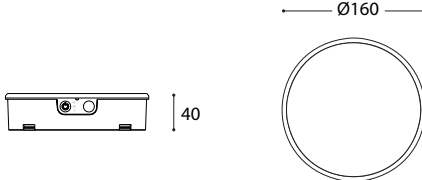
	POWER	3 W		
	LUMINOUS FLUX (Φ TOTAL)	3000 K	405 lm	
4000 K		410 lm		
6500 K		410 lm		
SIZE & SOCKET				
<div style="display: flex; justify-content: space-between;"> <div style="width: 45%;"> <p>CCT SETTABLE</p> <p>SDCM <6</p> <p>3000 K 4000 K 6500 K</p> </div> <div style="width: 45%;"> <p>COMPLY WITH: EU 2019/2015 EU 2019/2020</p> </div> </div> <div style="margin-top: 10px;"> <p>INDOOR & OUTDOOR USE</p> <p>-30 +80 °C 90% HUMIDITY</p> <p>VOLTAGE SURGE RESISTANT</p> </div>	<p>LVD</p> <p>EMC</p> <p>ERP</p>	<p>IECEE CB CERTIFICATE: SG PSB-LE-01706</p>	LUMINOUS FLUX (Φ USE 120°)	335 lm
	VOLTAGE	100-240 V		
	FREQUENCY	50/60 Hz		
	PSTLM (NO FLICKER)	<1		
	SVM	0,4		
	CRI	> 80		
	SDCM	<6		
	BEAM ANGLE	112°		
	SWITCHING CYCLE	> 30.000		
	WARM UP TIME	0s		
	LIFETIME	25.000 h		
	EFFICIENCY CLASS	E		
	REF. CODE	H.LED.G53.CCT		

GX53 LED Ø100mm - CCT SETTABLE

	POWER	7W*	10W		
	LUMINOUS FLUX (Φ TOTAL)	3000 K	975 lm	1190 lm	
		4000 K	975 lm	1290 lm	
		6500 K	975 lm	1210 lm	
SIZE & SOCKET					
<div style="display: flex; justify-content: space-between;"> <div style="width: 45%;"> <p>CCT SETTABLE</p> <p>SDCM <6</p> <p>3000 K 4000 K 6500 K</p> </div> <div style="width: 45%;"> <p>COMPLY WITH: EU 2019/2015 EU 2019/2020</p> </div> </div> <div style="margin-top: 10px;"> <p>INDOOR & OUTDOOR USE</p> <p>-30 +80 °C 90% HUMIDITY</p> <p>VOLTAGE SURGE RESISTANT</p> </div>	<p>LVD</p> <p>EMC</p> <p>ERP</p>	<p>IECEE CB CERTIFICATE: SG PSB-LE-01709</p>	LUMINOUS FLUX (Φ USE 120°)	800 lm	975 lm
	VOLTAGE	100-240 V	100-240 V		
	FREQUENCY	50/60 Hz	50/60 Hz		
	DISPLACEMENT FACTOR	>0,5	>0,5		
	PSTLM (NO FLICKER)	1	< 1		
	SVM	0,9	0,4		
	CRI	> 80	> 80		
	SDCM	<6	<6		
	BEAM ANGLE	112°	112°		
	SWITCHING CYCLE	> 30.000	> 30.000		
	WARM UP TIME	0s	0s		
	LIFETIME	25.000 h	25.000 h		
	EFFICIENCY CLASS	E	E		
	REF. CODE	H2.LED.G53.CCT	H3.LED.G53.CCT		

* available while stock last

GX53 LED Ø180mm- CCT SETTABLE					
 	POWER		7 W	11 W	18 W
	LUMINOUS FLUX (Φ TOTAL)	2700 K	790 lm	1325 lm	2118 lm
		4000 K	851 lm	1446 lm	2315 lm
	6500 K	887 lm	1470 lm	2340 lm	
SIZE & SOCKET					
<p>CCT SETTABLE</p> <p>2700 K 4000 K 6500 K</p> <p>SDCM <6</p> <p>SILICONE PROTECTION DRIVER</p> <p>[11W-18W] OUTDOOR USE</p> <p>-30 +80 °C 90% HUMIDITY</p> <p>VOLTAGE SURGE RESISTANT</p> <p>ENERGY 7</p> <p>FUMAGALLI H5.LED.G53.CCT</p> <p>7 kWh/1000h</p> <p>2019/2015</p> <p>COMPLY WITH: EU 2019/2015 EU 2019/2020</p> <p>TUV SUD</p> <p>CE CB</p> <p>LVD EMC ERP</p> <p>IECEE CB SCHEME</p> <p>IECEE CB CERTIFICATE: SG PSB-LE-01713</p>	LUMINOUS FLUX (Φ USE 120°)	650 lm	1100 lm	1720 lm	
	VOLTAGE	100-240 V	100-240 V	100-240 V	
	FREQUENCY	50/60 Hz	50/60 Hz	50/60 Hz	
	DISPLACEMENT FACTOR	>0,5	>0,7	>0,7	
	PSTLM (NO FLICKER)	<1	<1	<1	
	SVM	0,9	0,9	0,9	
	CRI	> 80	> 80	> 80	
	SDCM	<6	<6	<6	
	BEAM ANGLE (FWHM)	107°	107°	107°	
	SWITCHING CYCLE	> 30.000	> 25.000	> 25.000	
	WARM UP TIME	≤ 0,5"	≤ 0,5"	≤ 0,5"	
	LIFETIME	25.000 h	25.000 h	25.000 h	
EFFICIENCY CLASS	F	E	E		
REF. CODE	H6.LED.G53.CCT	H4.LED.G53.CCT	H5.LED.G53.CCT		

SOLAR MODULE - CCT SETTABLE					
   <p>CCT SETTABLE SDCM <6</p> <p>3000 K 4000 K 6500 K</p> <p>IECEE CB SCHEME</p> <p>IECEE CB CERTIFICATE: SG PSB-LE-02677</p> <p>TUV SUD</p> <p>CE CB</p> <p>LVD EMC ERP</p>	SIZE				
	SUMMER MODE	LUMEN	42		
		AUTONOMY	25h		
	WINTER MODE	LUMEN	20		
		AUTONOMY	46h		
	SENSORE MODE	LUMEN	280		
		ACTIVE TIME	25 sec		
		N° Detections	423		
	SOLAR PANEL	5V/2W			
		Monocrystalline PET type Antishock material			
	CHARGING TIME	6h			
	REPLACEABLE BATTERY	LiFePO4 IFR26650 3,3Ah, 3,2V			
No Risk of explosion					
Working temperature -10° to +60°C					
Longer Lifetime					
PIR SENSOR	Detection angle 120°				
	Fields of detection up to 5 mt				
	Active for 25 sec.				
LED	3 CIRCUITS	SMD 3528			
	COLOR RENDERING INDEX RA	> 80			
	SDCM	< 6			
	LIFETIME	30.000 h			
	KELVIN SETTABLE	3000 K / 4000 K / 6500 K			
REF. CODE	H.LED.SOL.CCT				

LOOKING FOR SOMETHING ELSE?

See all our **Top selection brochures 2022!**



TO SEE OUR COMPLETE COLLECTION

Ask for our
General Catalogue 2023
or visit our website at
www.fumagalli.it



RESIN MATERIAL ADVANTAGES



NO MAINTENANCE



ANTI-CORROSION



DOUBLE INSULATION



NOT AFFECTED BY CHEMICAL FERTILIZERS




UV-RAY STABILIZED



RECYCLABLE



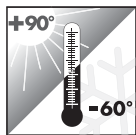
UV TREATED



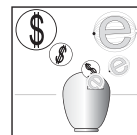
DOUBLE INSULATION




ANTI-SHOCK



TEMPERATURE



ENERGY SAVING



RESIDENTIAL



PUBLIC

HOW TO READ THE CODE

DIFFUSER
IDENTIFIES THE DIFFUSER

V50

STRUCTURE
IDENTIFIES THE STRUCTURE ON WHICH THE DIFFUSER IS MOUNTED (POLE, BRACKET, BASE, SPIKE)

361

SYSTEM
IDENTIFIES THE MULTILIGHT SYSTEM IF PRESENT

A20

COLOUR OF THE STRUCTURE
IDENTIFIES THE COLOUR OF THE STRUCTURE
A BLACK
W WHITE
L GREY

A

COLOUR OF THE DIFFUSER
IDENTIFIES THE COLOUR OF THE DIFFUSER
X CLEAR/FROSTED
Y OPAL
Z SMOKED

X

ELECTRIFICATION
IDENTIFIES THE TYPE OF ELECTRIFICATION AND THE EVENTUAL PRESENCE OF BULBS

H1L

MADE IN
ITALY



Fumagalli S.r.l.
Via Ca' Bassa, 29
21100 Varese - ITALY
Tel. +39.0332.336353
Fax. +39.0332.336358
E-mail italian.lux@fumagalli.it



www.fumagalli.it